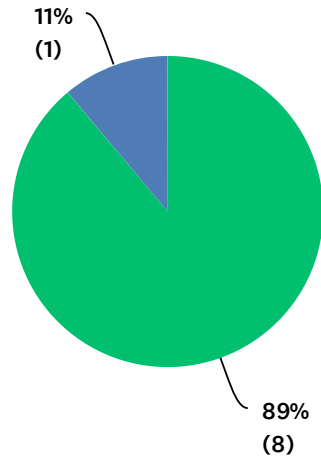


# Q1 Are you a state teacher of the year or a finalist?

Answered: 9 Skipped: 0



■ State teacher of the year 
 ■ Finalist 
 ■ Other (please specify)

ANSWER CHOICES	RESPONSES
State teacher of the year	89% 8
Finalist	11% 1
Other (please specify)	0% 0
<b>TOTAL</b>	<b>9</b>

#	OTHER (PLEASE SPECIFY)	DATE
	There are no responses.	

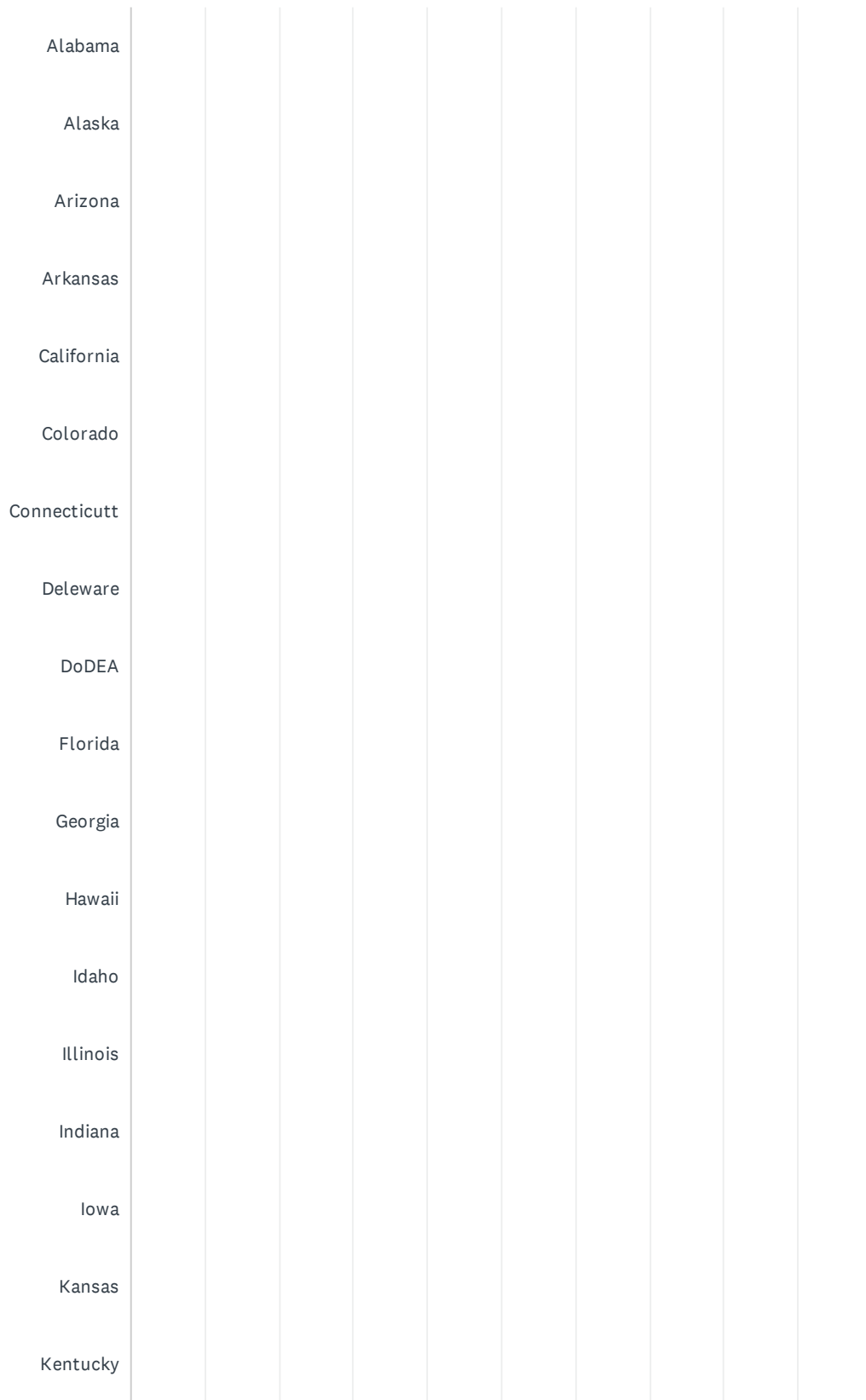
## Q2 In what year?

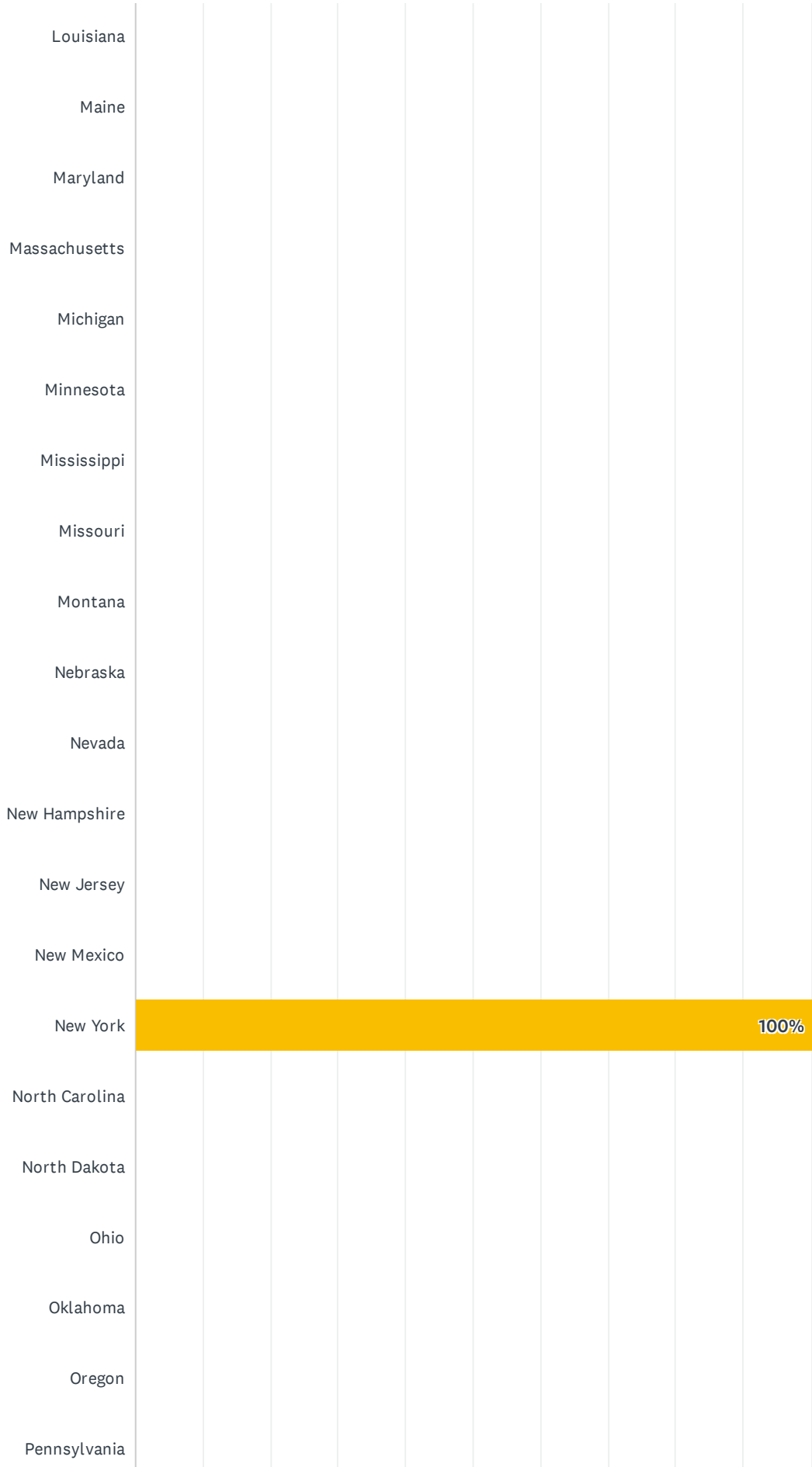
Answered: 9 Skipped: 0

#	RESPONSES	DATE
1	2005	2/11/2020 10:54 AM
2	2016	2/7/2020 2:51 PM
3	2012	2/5/2020 7:37 PM
4	2010	2/5/2020 7:02 PM
5	2011	2/5/2020 3:04 PM
6	2007	2/2/2020 6:32 AM
7	2017	1/30/2020 9:42 PM
8	2020	1/30/2020 2:31 PM
9	2017	1/28/2020 3:29 PM

### Q3 In which state were you recognized as a state teacher of the year or finalist?

Answered: 9 Skipped: 0





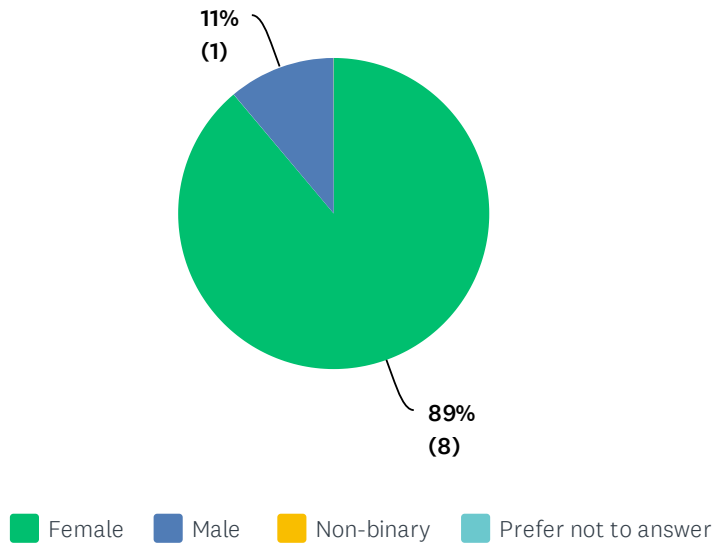


ANSWER CHOICES	RESPONSES	
Alabama	0%	0
Alaska	0%	0
Arizona	0%	0
Arkansas	0%	0
California	0%	0
Colorado	0%	0
Connecticut	0%	0
Deleware	0%	0
DoDEA	0%	0
Florida	0%	0
Georgia	0%	0
Hawaii	0%	0
Idaho	0%	0
Illinois	0%	0
Indiana	0%	0
Iowa	0%	0
Kansas	0%	0
Kentucky	0%	0
Louisiana	0%	0
Maine	0%	0
Maryland	0%	0
Massachusetts	0%	0
Michigan	0%	0
Minnesota	0%	0
Mississippi	0%	0
Missouri	0%	0
Montana	0%	0
Nebraska	0%	0
Nevada	0%	0
New Hampshire	0%	0
New Jersey	0%	0
New Mexico	0%	0

New York	100%	9
North Carolina	0%	0
North Dakota	0%	0
Ohio	0%	0
Oklahoma	0%	0
Oregon	0%	0
Pennsylvania	0%	0
Puerto Rico	0%	0
Rhode Island	0%	0
South Carolina	0%	0
South Dakota	0%	0
Tennessee	0%	0
Texas	0%	0
U.S. Territory	0%	0
Utah	0%	0
Vermont	0%	0
Virginia	0%	0
Washington	0%	0
Washington, DC	0%	0
West Virginia	0%	0
Wisconsin	0%	0
Wyoming	0%	0
TOTAL		9

### Q4 What gender do you identify as?

Answered: 9 Skipped: 0

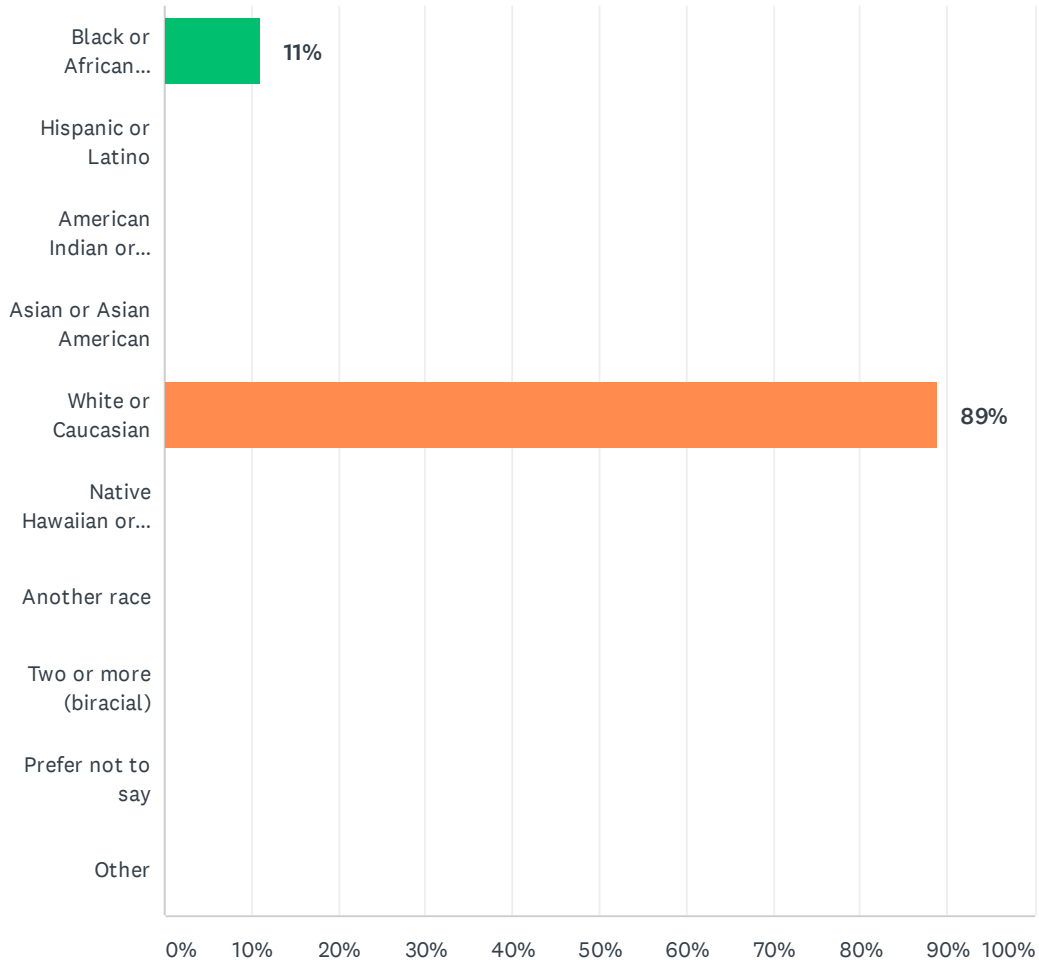


ANSWER CHOICES	RESPONSES	
Female	89%	8
Male	11%	1
Non-binary	0%	0
Prefer not to answer	0%	0
TOTAL		9



### Q5 Please specify your ethnicity.

Answered: 9 Skipped: 0



ANSWER CHOICES	RESPONSES	
Black or African American	11%	1
Hispanic or Latino	0%	0
American Indian or Alaska Native	0%	0
Asian or Asian American	0%	0
White or Caucasian	89%	8
Native Hawaiian or other Pacific Islander	0%	0
Another race	0%	0
Two or more (biracial)	0%	0
Prefer not to say	0%	0
Other	0%	0
<b>TOTAL</b>		<b>9</b>

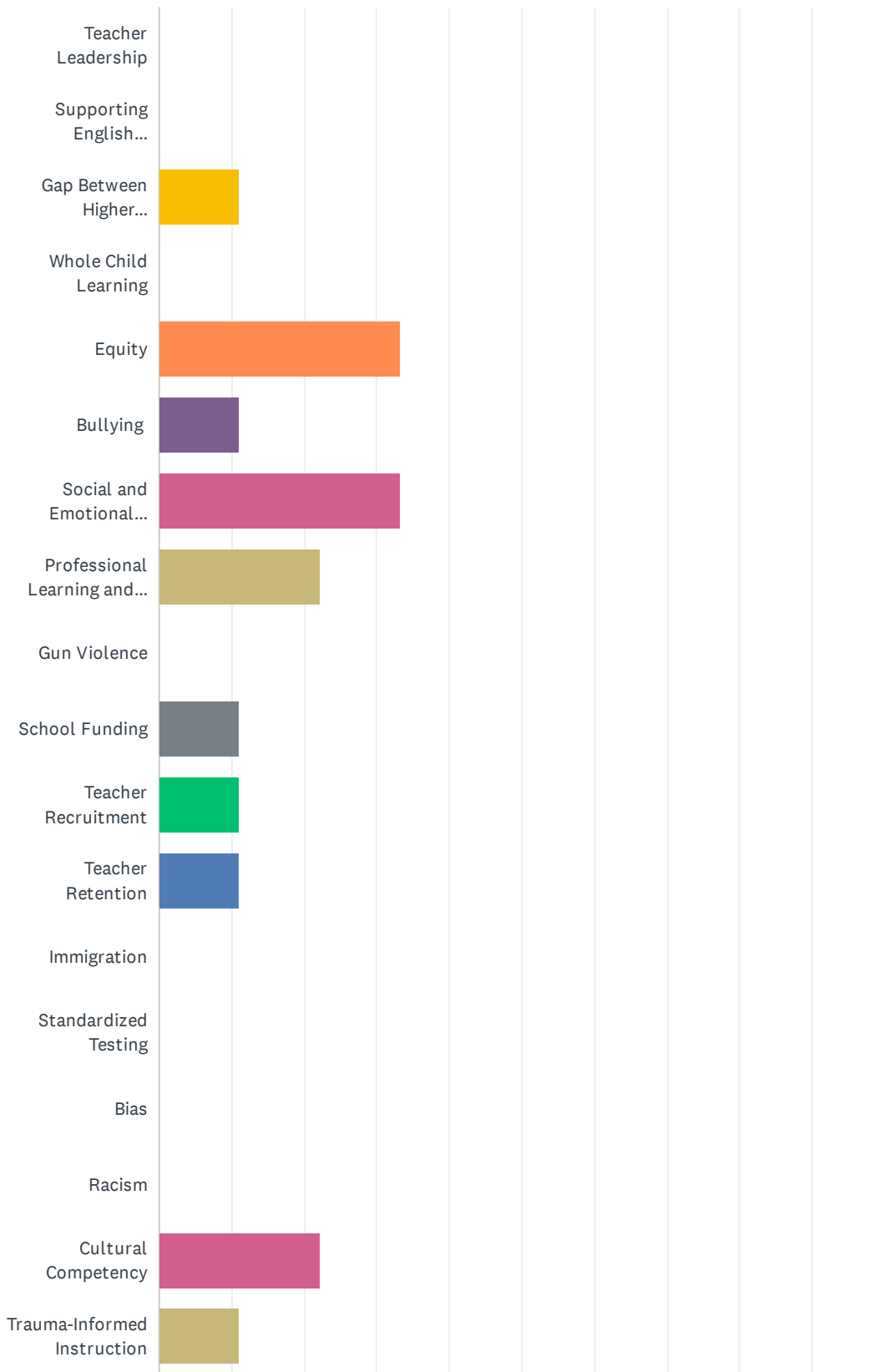
## Q6 Your email address (it will only be used for the purposes of this survey):

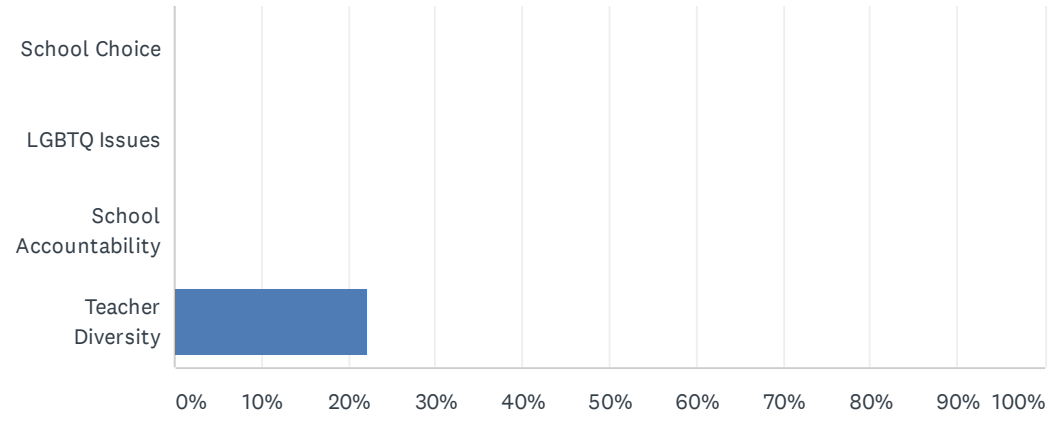
Answered: 9 Skipped: 0

#	RESPONSES	DATE
1	Stormydayz@aol.com	2/11/2020 10:54 AM
2	dmcdonough@necsd.net	2/7/2020 2:51 PM
3	claddagh824@aol.com	2/5/2020 7:37 PM
4	Debracalvino@gmail.com	2/5/2020 7:02 PM
5	jeff@camptalooli.org	2/5/2020 3:04 PM
6	Margueriteizzo@gmail.com	2/2/2020 6:32 AM
7	hysickscience@gmail.com	1/30/2020 9:42 PM
8	rmurat@me.stier.org	1/30/2020 2:31 PM
9	Dr.nmurray@gmail.com	1/28/2020 3:29 PM

# Q7 Please select the top 2 most important issues or practices for teachers and students in your state.

Answered: 9 Skipped: 0





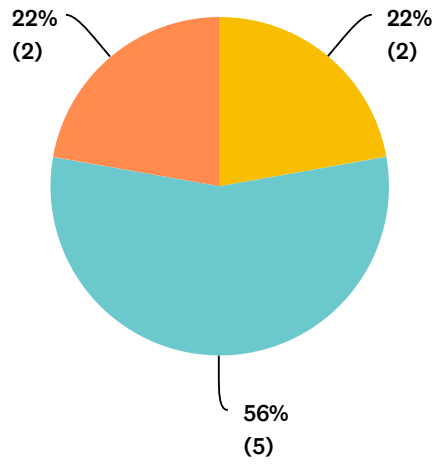
## Q8 What else is important for teachers and students in your state (optional)?

Answered: 3 Skipped: 6

#	RESPONSES	DATE
1	We need to change the culture of education to encourage students to pursue skilled trades as well as college	2/5/2020 3:07 PM
2	Everything on that list is important for teachers and students - it's impossible to choose only two. In addition, NY is a very diverse state, so teachers in the Central and Upstate NY regions may have distinctly different concerns than teachers in the Downstate/NYC areas -- our demographics and needs are very different in each of those areas.	1/30/2020 9:47 PM
3	Poverty	1/30/2020 2:31 PM

### Q9 Bias negatively affects student learning in my state.

Answered: 9 Skipped: 0

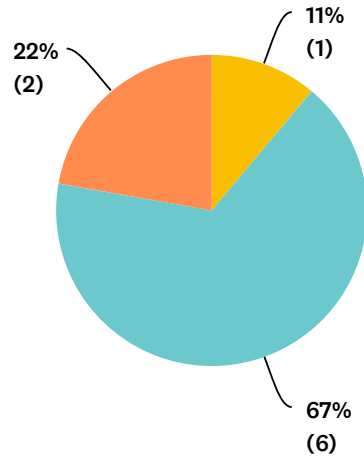


■ Strongly disagree 
 ■ Disagree 
 ■ Neutral 
 ■ Agree 
 ■ Strongly agree

	STRONGLY DISAGREE	DISAGREE	NEUTRAL	AGREE	STRONGLY AGREE	TOTAL	WEIGHTED AVERAGE
(no label)	0% 0	0% 0	22% 2	56% 5	22% 2	9	2.00

# Q10 A lack of cultural competency negatively affects student learning in my state.

Answered: 9 Skipped: 0

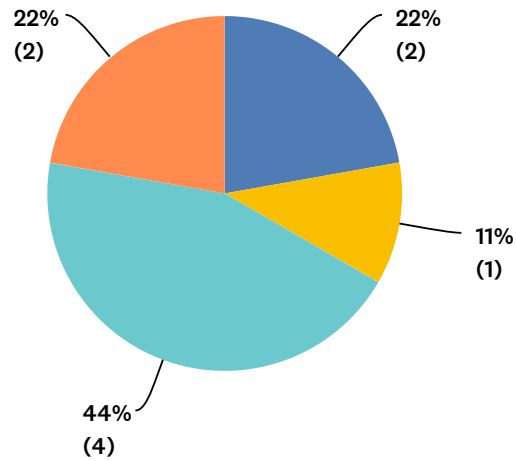


■ Strongly disagree 
 ■ Disagree 
 ■ Neutral 
 ■ Agree 
 ■ Strongly agree

	STRONGLY DISAGREE	DISAGREE	NEUTRAL	AGREE	STRONGLY AGREE	TOTAL	WEIGHTED AVERAGE
(no label)	0% 0	0% 0	11% 1	67% 6	22% 2	9	2.11

# Q11 A lack of teacher leadership negatively affects student learning in my state.

Answered: 9 Skipped: 0



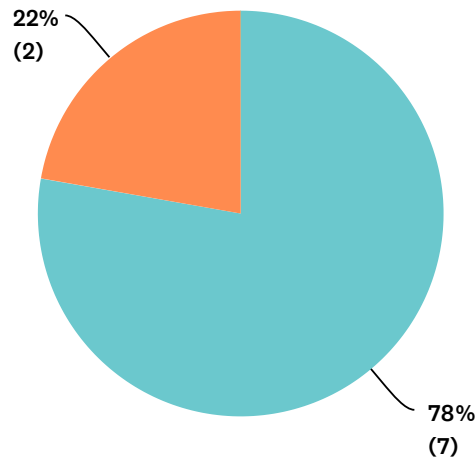
■ Strongly disagree 
 ■ Disagree 
 ■ Neutral 
 ■ Agree 
 ■ Strongly agree

	STRONGLY DISAGREE	DISAGREE	NEUTRAL	AGREE	STRONGLY AGREE	TOTAL	WEIGHTED AVERAGE
(no label)	0% 0	22% 2	11% 1	44% 4	22% 2	9	1.67



### Q12 A lack of equity negatively affects student learning in my state.

Answered: 9 Skipped: 0

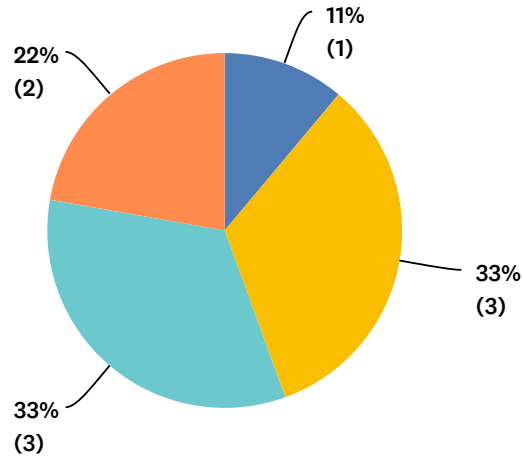


■ Strongly disagree 
 ■ Disagree 
 ■ Neutral 
 ■ Agree 
 ■ Strongly agree

	STRONGLY DISAGREE	DISAGREE	NEUTRAL	AGREE	STRONGLY AGREE	TOTAL	WEIGHTED AVERAGE
(no label)	0% 0	0% 0	0% 0	78% 7	22% 2	9	2.22

### Q13 The gap between Pk12 and higher education negatively affects student learning in my state.

Answered: 9 Skipped: 0

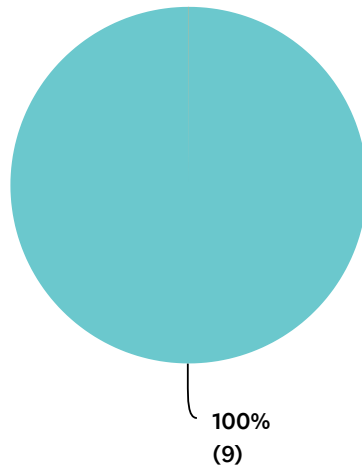


■ Strongly disagree 
 ■ Disagree 
 ■ Neutral 
 ■ Agree 
 ■ Strongly agree

	STRONGLY DISAGREE	DISAGREE	NEUTRAL	AGREE	STRONGLY AGREE	TOTAL	WEIGHTED AVERAGE
(no label)	0% 0	11% 1	33% 3	33% 3	22% 2	9	1.67

# Q14 School accountability negatively affects student learning in my state.

Answered: 9 Skipped: 0

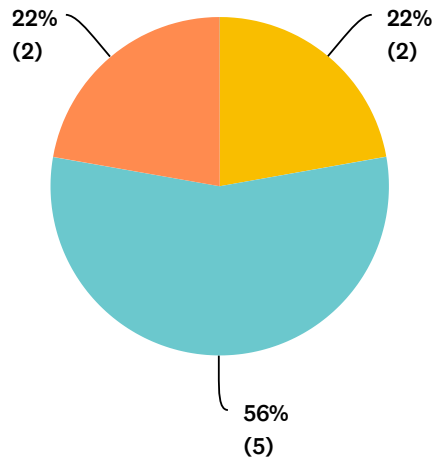


■ Strongly disagree 
 ■ Disagree 
 ■ Neutral 
 ■ Agree 
 ■ Strongly agree

	STRONGLY DISAGREE	DISAGREE	NEUTRAL	AGREE	STRONGLY AGREE	TOTAL	WEIGHTED AVERAGE
(no label)	0% 0	0% 0	0% 0	100% 9	0% 0	9	2.00

### Q15 Gun violence negatively affects student learning in my state.

Answered: 9 Skipped: 0

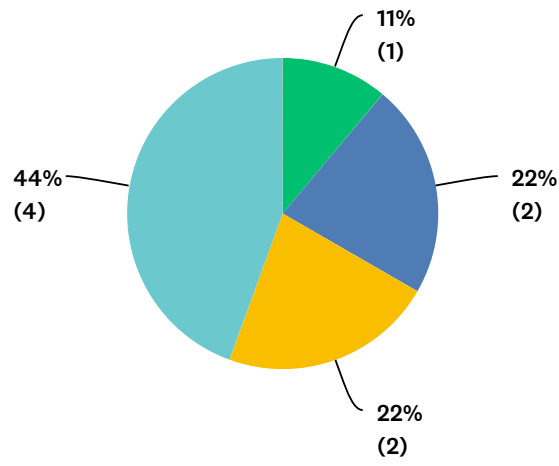


■ Strongly disagree 
 ■ Disagree 
 ■ Neutral 
 ■ Agree 
 ■ Strongly agree

	STRONGLY DISAGREE	DISAGREE	NEUTRAL	AGREE	STRONGLY AGREE	TOTAL	WEIGHTED AVERAGE
(no label)	0% 0	0% 0	22% 2	56% 5	22% 2	9	2.00

### Q16 Immigration negatively affects student learning in my state.

Answered: 9 Skipped: 0

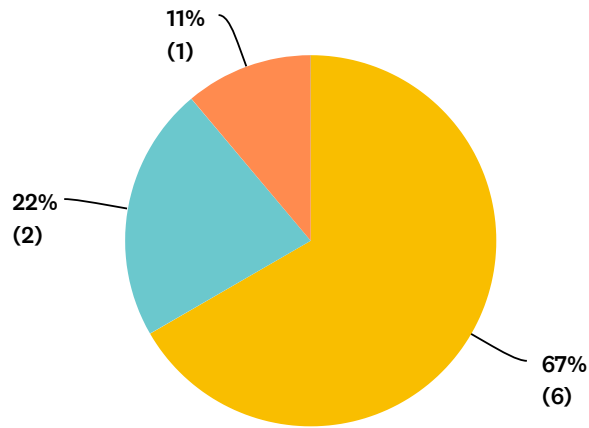


■ Strongly disagree 
 ■ Disagree 
 ■ Neutral 
 ■ Agree 
 ■ Strongly agree

	STRONGLY DISAGREE	DISAGREE	NEUTRAL	AGREE	STRONGLY AGREE	TOTAL	WEIGHTED AVERAGE
(no label)	11% 1	22% 2	22% 2	44% 4	0% 0	9	1.11

# Q17 Bias against LGBTQ students negatively affects student learning in my state.

Answered: 9 Skipped: 0

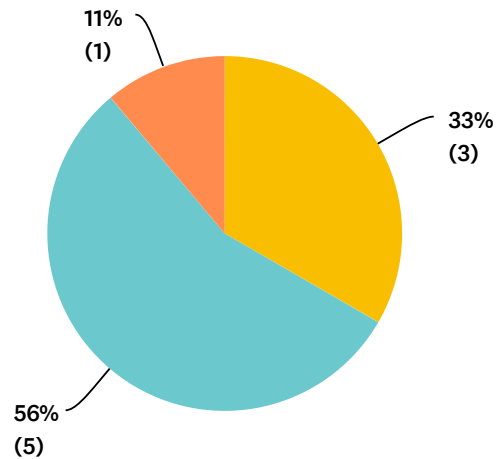


■ Strongly disagree 
 ■ Disagree 
 ■ Neutral 
 ■ Agree 
 ■ Strongly agree

	STRONGLY DISAGREE	DISAGREE	NEUTRAL	AGREE	STRONGLY AGREE	TOTAL	WEIGHTED AVERAGE
(no label)	0% 0	0% 0	67% 6	22% 2	11% 1	9	1.44

### Q18 A lack of effective professional learning and development negatively affects student learning in my state.

Answered: 9 Skipped: 0

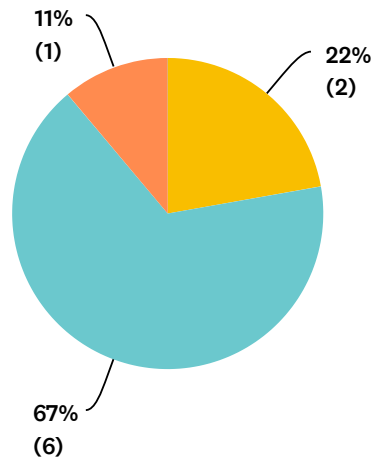


■ Strongly disagree 
 ■ Disagree 
 ■ Neutral 
 ■ Agree 
 ■ Strongly agree

	STRONGLY DISAGREE	DISAGREE	NEUTRAL	AGREE	STRONGLY AGREE	TOTAL	WEIGHTED AVERAGE
(no label)	0% 0	0% 0	33% 3	56% 5	11% 1	9	1.78

# Q19 Racism negatively affects student learning in my state.

Answered: 9 Skipped: 0



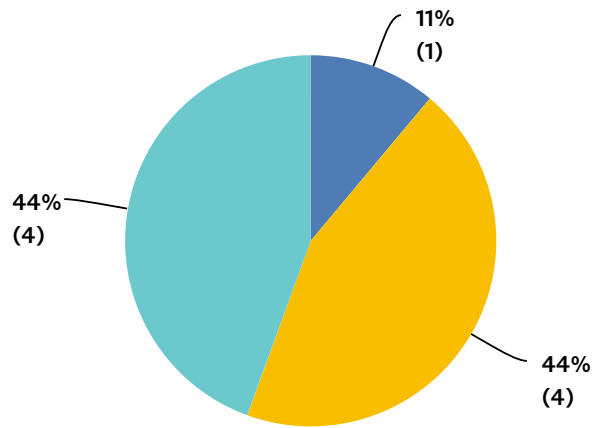
■ Strongly disagree 
 ■ Disagree 
 ■ Neutral 
 ■ Agree 
 ■ Strongly agree

	STRONGLY DISAGREE	DISAGREE	NEUTRAL	AGREE	STRONGLY AGREE	TOTAL	WEIGHTED AVERAGE
(no label)	0% 0	0% 0	22% 2	67% 6	11% 1	9	1.89



# Q20 School choice negatively affects student learning in my state.

Answered: 9 Skipped: 0

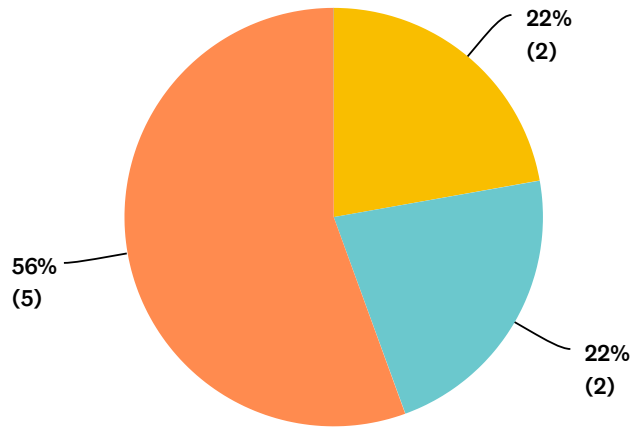


■ Strongly disagree 
 ■ Disagree 
 ■ Neutral 
 ■ Agree 
 ■ Strongly agree

	STRONGLY DISAGREE	DISAGREE	NEUTRAL	AGREE	STRONGLY AGREE	TOTAL	WEIGHTED AVERAGE
(no label)	0% 0	11% 1	44% 4	44% 4	0% 0	9	1.33

# Q21 Disparities in school funding negatively affect student learning in my state.

Answered: 9 Skipped: 0

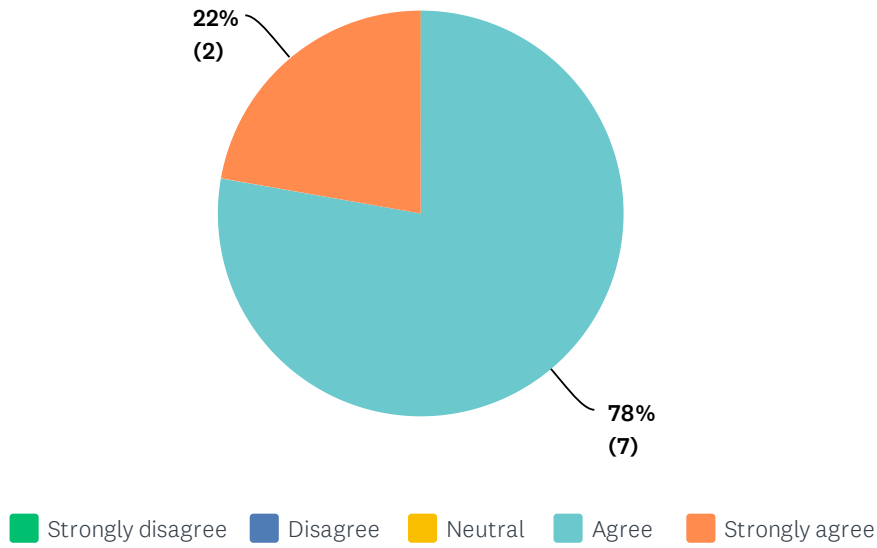


■ Strongly disagree 
 ■ Disagree 
 ■ Neutral 
 ■ Agree 
 ■ Strongly agree

	STRONGLY DISAGREE	DISAGREE	NEUTRAL	AGREE	STRONGLY AGREE	TOTAL	WEIGHTED AVERAGE
(no label)	0% 0	0% 0	22% 2	22% 2	56% 5	9	2.33

## Q22 A lack of social and emotional learning negatively affects student learning in my state.

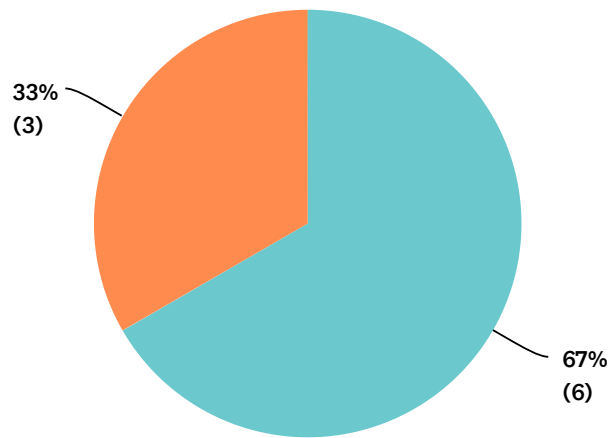
Answered: 9 Skipped: 0



	STRONGLY DISAGREE	DISAGREE	NEUTRAL	AGREE	STRONGLY AGREE	TOTAL	WEIGHTED AVERAGE
(no label)	0% 0	0% 0	0% 0	78% 7	22% 2	9	2.22

# Q23 Standardized testing negatively affects student learning in my state.

Answered: 9 Skipped: 0

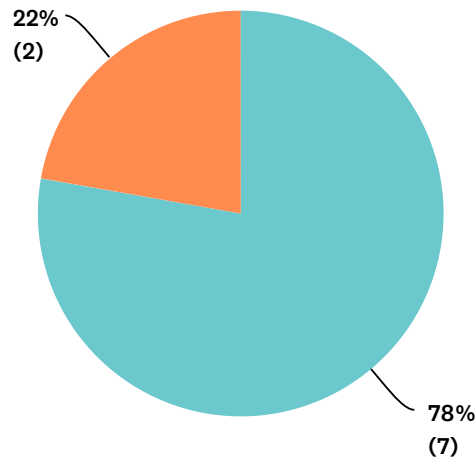


■ Strongly disagree 
 ■ Disagree 
 ■ Neutral 
 ■ Agree 
 ■ Strongly agree

	STRONGLY DISAGREE	DISAGREE	NEUTRAL	AGREE	STRONGLY AGREE	TOTAL	WEIGHTED AVERAGE
(no label)	0% 0	0% 0	0% 0	67% 6	33% 3	9	2.33

## Q24 Student bullying negatively affects student learning in my state.

Answered: 9 Skipped: 0

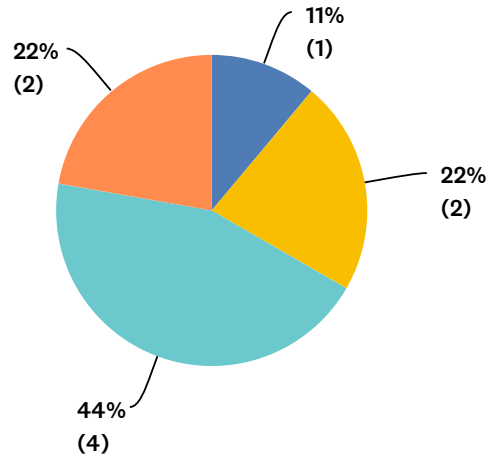


■ Strongly disagree 
 ■ Disagree 
 ■ Neutral 
 ■ Agree 
 ■ Strongly agree

	STRONGLY DISAGREE	DISAGREE	NEUTRAL	AGREE	STRONGLY AGREE	TOTAL	WEIGHTED AVERAGE
(no label)	0% 0	0% 0	0% 0	78% 7	22% 2	9	2.22

## Q25 A lack of supports for English Language Learners negatively affects student learning in my state.

Answered: 9 Skipped: 0

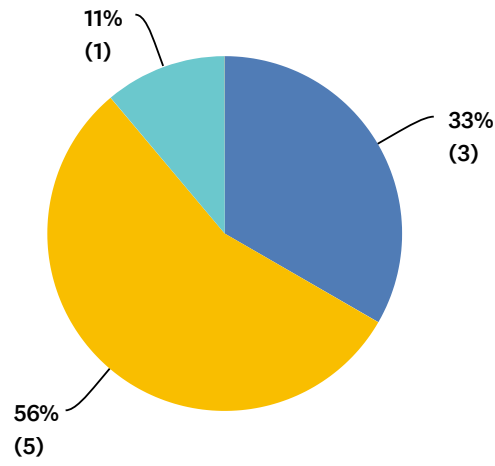


■ Strongly disagree 
 ■ Disagree 
 ■ Neutral 
 ■ Agree 
 ■ Strongly agree

	STRONGLY DISAGREE	DISAGREE	NEUTRAL	AGREE	STRONGLY AGREE	TOTAL	WEIGHTED AVERAGE
(no label)	0% 0	11% 1	22% 2	44% 4	22% 2	9	1.78

## Q26 Teacher bullying negatively affects student learning in my state.

Answered: 9 Skipped: 0

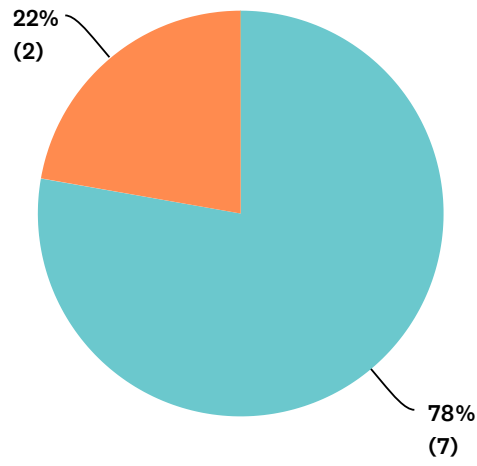


■ Strongly disagree 
 ■ Disagree 
 ■ Neutral 
 ■ Agree 
 ■ Strongly agree

	STRONGLY DISAGREE	DISAGREE	NEUTRAL	AGREE	STRONGLY AGREE	TOTAL	WEIGHTED AVERAGE
(no label)	0% 0	33% 3	56% 5	11% 1	0% 0	9	0.78

# Q27 Teacher recruitment negatively affects student learning in my state.

Answered: 9 Skipped: 0



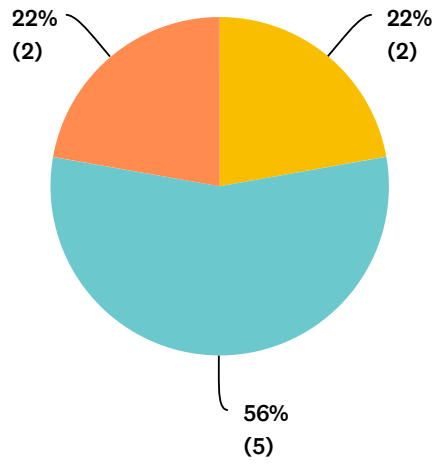
■ Strongly disagree 
 ■ Disagree 
 ■ Neutral 
 ■ Agree 
 ■ Strongly agree

	STRONGLY DISAGREE	DISAGREE	NEUTRAL	AGREE	STRONGLY AGREE	TOTAL	WEIGHTED AVERAGE
(no label)	0% 0	0% 0	0% 0	78% 7	22% 2	9	2.22



# Q28 Teacher retention negatively affects student learning in my state.

Answered: 9 Skipped: 0

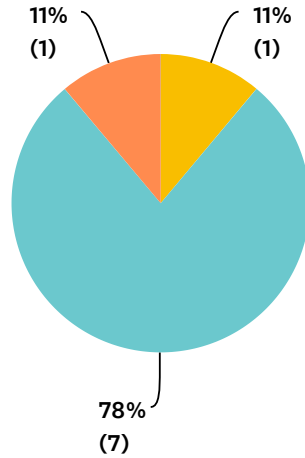


■ Strongly disagree 
 ■ Disagree 
 ■ Neutral 
 ■ Agree 
 ■ Strongly agree

	STRONGLY DISAGREE	DISAGREE	NEUTRAL	AGREE	STRONGLY AGREE	TOTAL	WEIGHTED AVERAGE
(no label)	0% 0	0% 0	22% 2	56% 5	22% 2	9	2.00

## Q29 A lack of trauma-informed instruction negatively affects student learning in my state.

Answered: 9 Skipped: 0

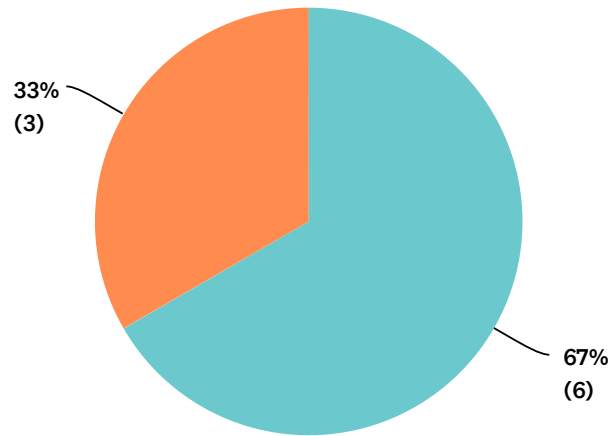


■ Strongly disagree 
 ■ Disagree 
 ■ Neutral 
 ■ Agree 
 ■ Strongly agree

	STRONGLY DISAGREE	DISAGREE	NEUTRAL	AGREE	STRONGLY AGREE	TOTAL	WEIGHTED AVERAGE
(no label)	0% 0	0% 0	11% 1	78% 7	11% 1	9	2.00

### Q30 A lack of teacher diversity negatively affects student learning in my state.

Answered: 9 Skipped: 0



■ Strongly disagree 
 ■ Disagree 
 ■ Neutral 
 ■ Agree 
 ■ Strongly agree

	STRONGLY DISAGREE	DISAGREE	NEUTRAL	AGREE	STRONGLY AGREE	TOTAL	WEIGHTED AVERAGE
(no label)	0% 0	0% 0	0% 0	67% 6	33% 3	9	2.33

## Q31 Feedback (optional):

Answered: 2 Skipped: 7

#	RESPONSES	DATE
1	I had to mark neutral for questions I didn't feel informed enough to answer.	2/5/2020 7:41 PM
2	While I may be a bit more familiar with some of the education policy issues in my state, it's very difficult for me to answer these questions on behalf of 'all' teachers in the state. Add in the differences between rural, suburban, and urban school settings and areas -- and these are as accurate as I can answer them for the information I have -- but it's nowhere near the full picture for either teachers or students in my state.	1/30/2020 10:09 PM