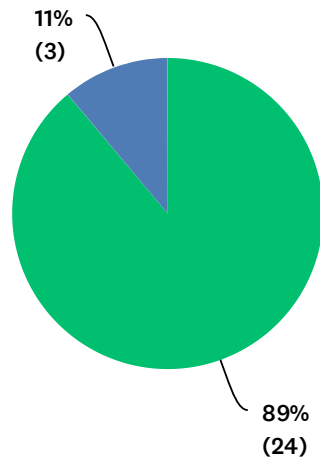


Q1 Are you a state teacher of the year or a finalist?

Answered: 27 Skipped: 0



■ State teacher of the year
 ■ Finalist
 ■ Other (please specify)

ANSWER CHOICES	RESPONSES	
State teacher of the year	89%	24
Finalist	11%	3
Other (please specify)	0%	0
TOTAL		27

#	OTHER (PLEASE SPECIFY)	DATE
	There are no responses.	

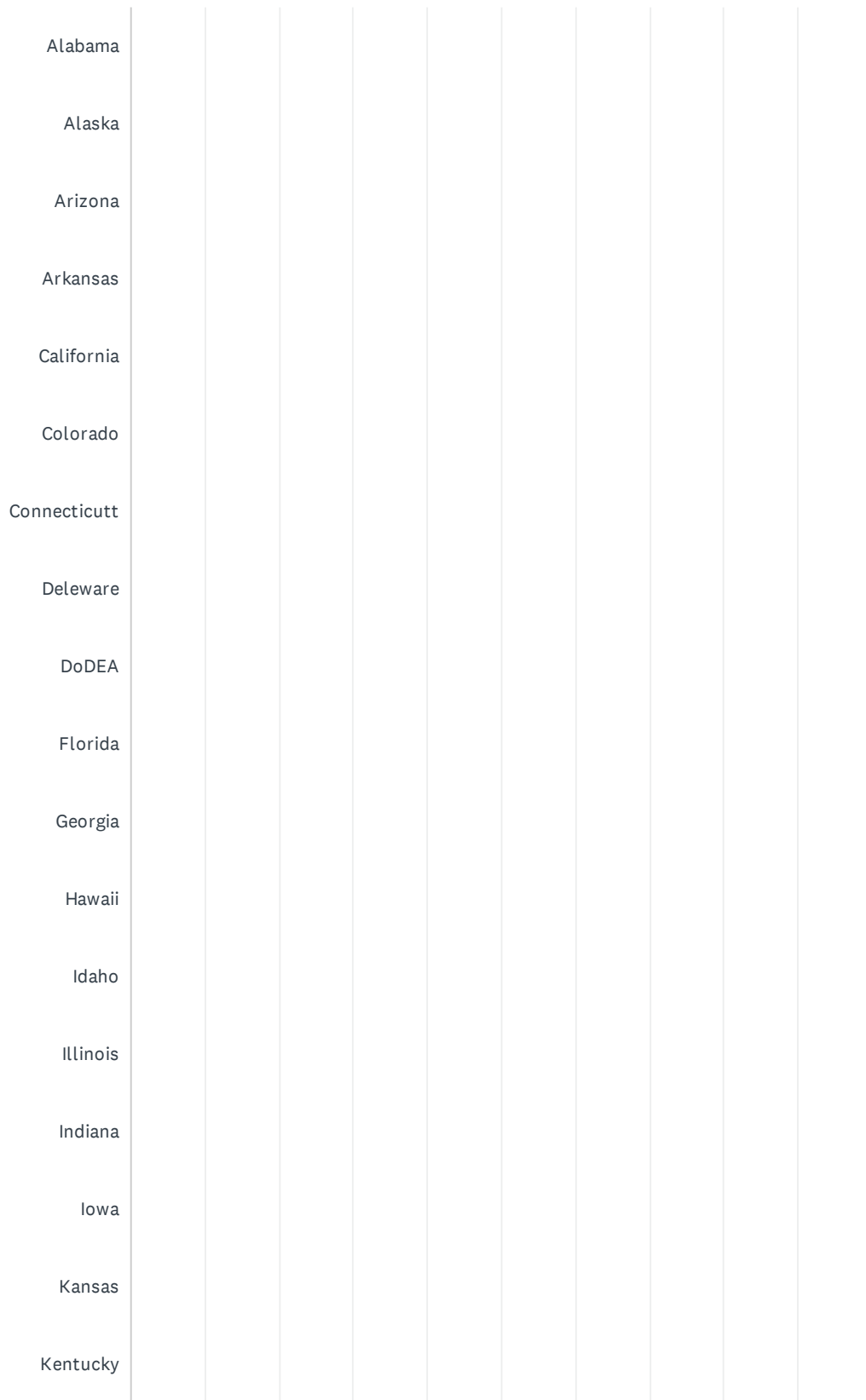
Q2 In what year?

Answered: 27 Skipped: 0

#	RESPONSES	DATE
1	2012	2/10/2020 6:17 PM
2	2018	2/7/2020 4:02 PM
3	1990	1/30/2020 8:35 PM
4	1994	1/30/2020 1:30 AM
5	2008	1/29/2020 2:59 PM
6	2020	1/29/2020 2:50 PM
7	2013	1/29/2020 10:33 AM
8	1993	1/29/2020 10:17 AM
9	2017	1/29/2020 9:48 AM
10	1988	1/29/2020 9:00 AM
11	2009	1/29/2020 7:36 AM
12	2006	1/28/2020 8:26 PM
13	2019	1/28/2020 8:23 PM
14	1989	1/28/2020 6:46 PM
15	1992	1/28/2020 6:24 PM
16	2018	1/28/2020 6:09 PM
17	1991	1/28/2020 5:13 PM
18	2000	1/28/2020 4:29 PM
19	2004	1/28/2020 3:17 PM
20	2008	1/28/2020 2:41 PM
21	2016	1/28/2020 2:18 PM
22	2010	1/28/2020 2:03 PM
23	1995	1/28/2020 1:48 PM
24	2014	1/22/2020 10:22 AM
25	2007	1/20/2020 10:55 PM
26	2001	1/15/2020 11:56 AM
27	1981	1/15/2020 9:47 AM

Q3 In which state were you recognized as a state teacher of the year or finalist?

Answered: 27 Skipped: 0





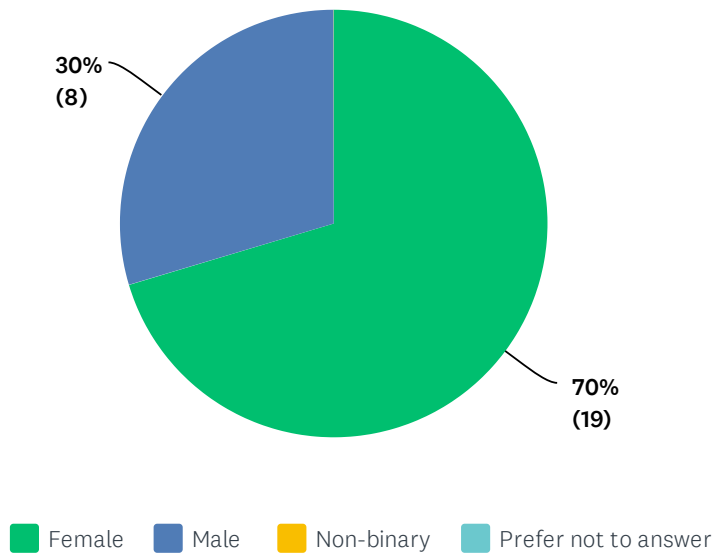


ANSWER CHOICES	RESPONSES	
Alabama	0%	0
Alaska	0%	0
Arizona	0%	0
Arkansas	0%	0
California	0%	0
Colorado	0%	0
Connecticut	0%	0
Deleware	0%	0
DoDEA	0%	0
Florida	0%	0
Georgia	0%	0
Hawaii	0%	0
Idaho	0%	0
Illinois	0%	0
Indiana	0%	0
Iowa	0%	0
Kansas	0%	0
Kentucky	0%	0
Louisiana	0%	0
Maine	0%	0
Maryland	0%	0
Massachusetts	0%	0
Michigan	0%	0
Minnesota	0%	0
Mississippi	0%	0
Missouri	0%	0
Montana	0%	0
Nebraska	100%	27
Nevada	0%	0
New Hampshire	0%	0
New Jersey	0%	0
New Mexico	0%	0

New York	0%	0
North Carolina	0%	0
North Dakota	0%	0
Ohio	0%	0
Oklahoma	0%	0
Oregon	0%	0
Pennsylvania	0%	0
Puerto Rico	0%	0
Rhode Island	0%	0
South Carolina	0%	0
South Dakota	0%	0
Tennessee	0%	0
Texas	0%	0
U.S. Territory	0%	0
Utah	0%	0
Vermont	0%	0
Virginia	0%	0
Washington	0%	0
Washington, DC	0%	0
West Virginia	0%	0
Wisconsin	0%	0
Wyoming	0%	0
TOTAL		27

Q4 What gender do you identify as?

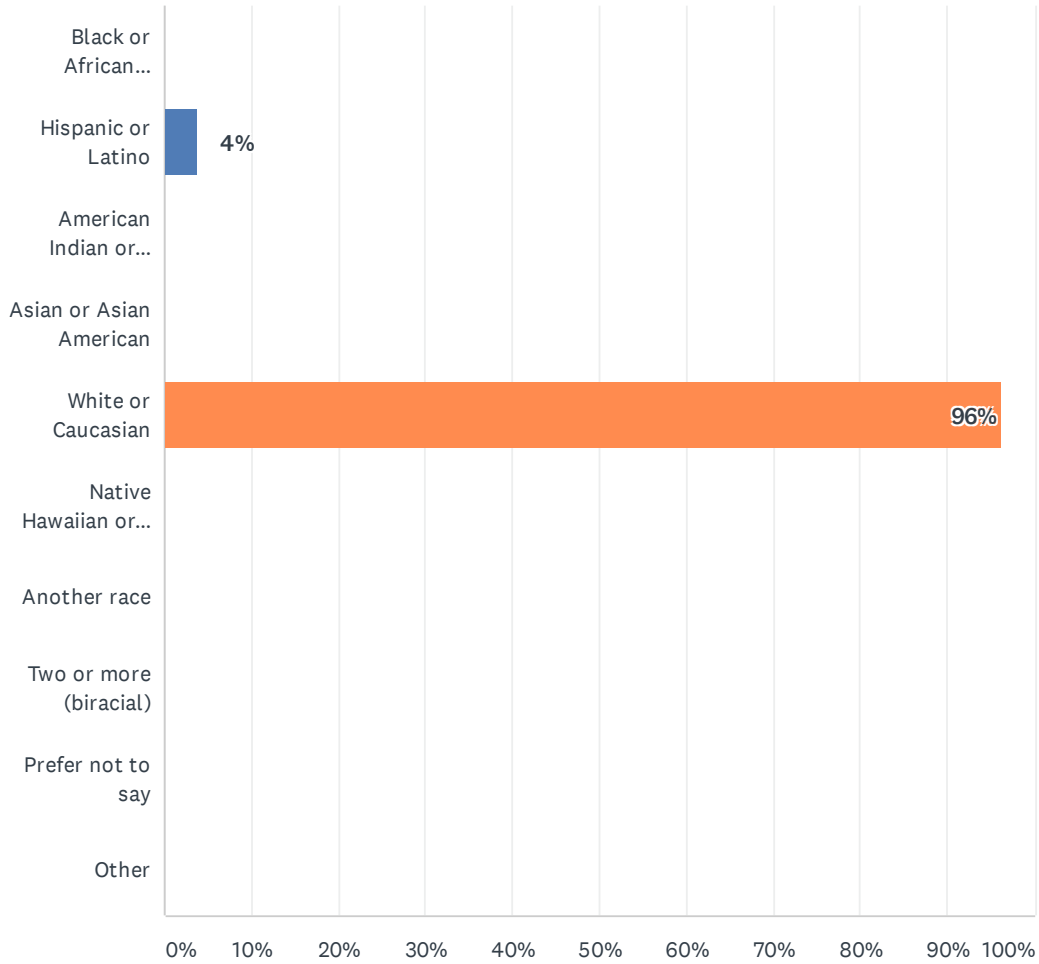
Answered: 27 Skipped: 0



ANSWER CHOICES	RESPONSES	
Female	70%	19
Male	30%	8
Non-binary	0%	0
Prefer not to answer	0%	0
TOTAL		27

Q5 Please specify your ethnicity.

Answered: 27 Skipped: 0



ANSWER CHOICES	RESPONSES	
Black or African American	0%	0
Hispanic or Latino	4%	1
American Indian or Alaska Native	0%	0
Asian or Asian American	0%	0
White or Caucasian	96%	26
Native Hawaiian or other Pacific Islander	0%	0
Another race	0%	0
Two or more (biracial)	0%	0
Prefer not to say	0%	0
Other	0%	0
TOTAL		27

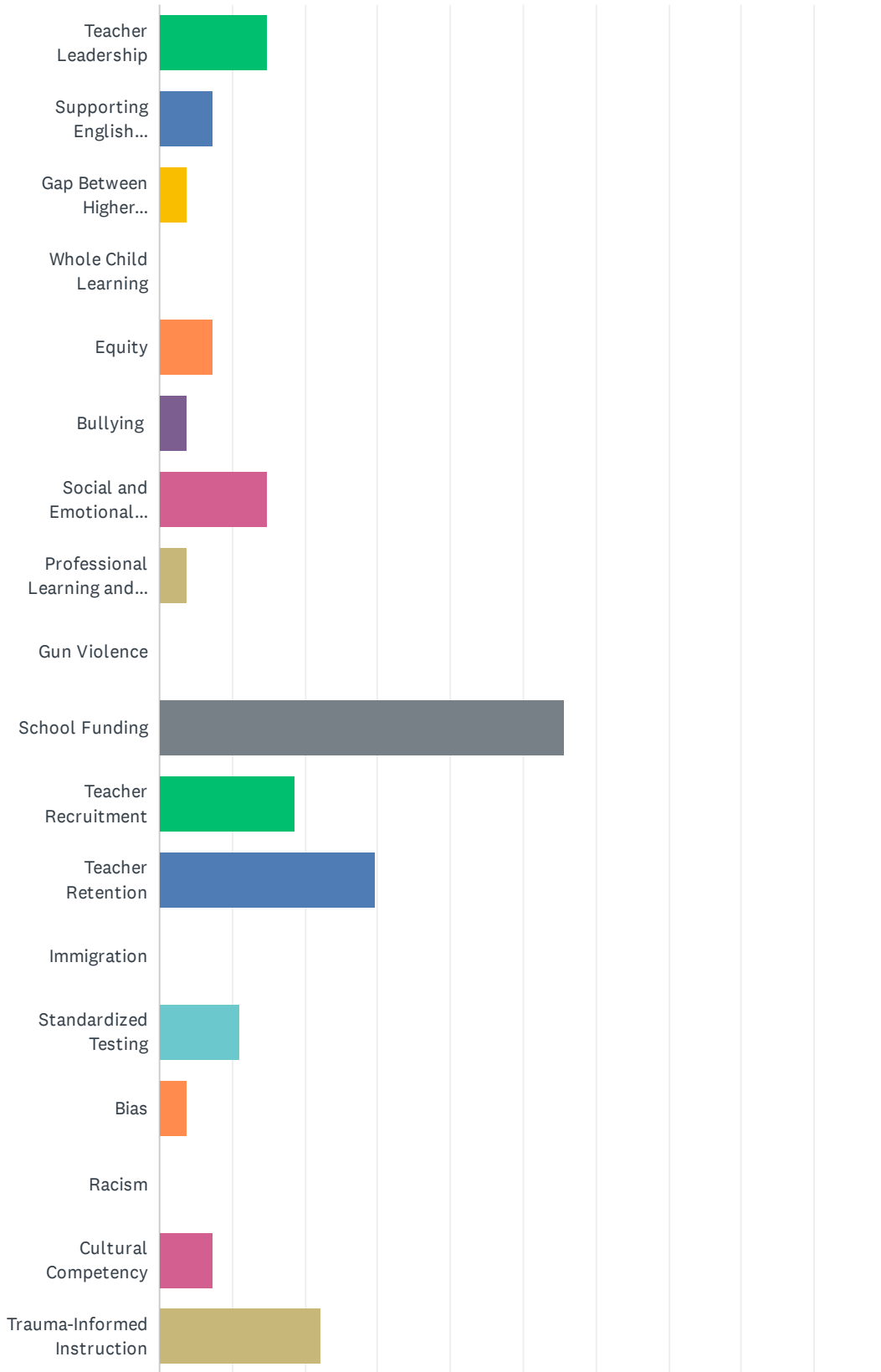
Q6 Your email address (it will only be used for the purposes of this survey):

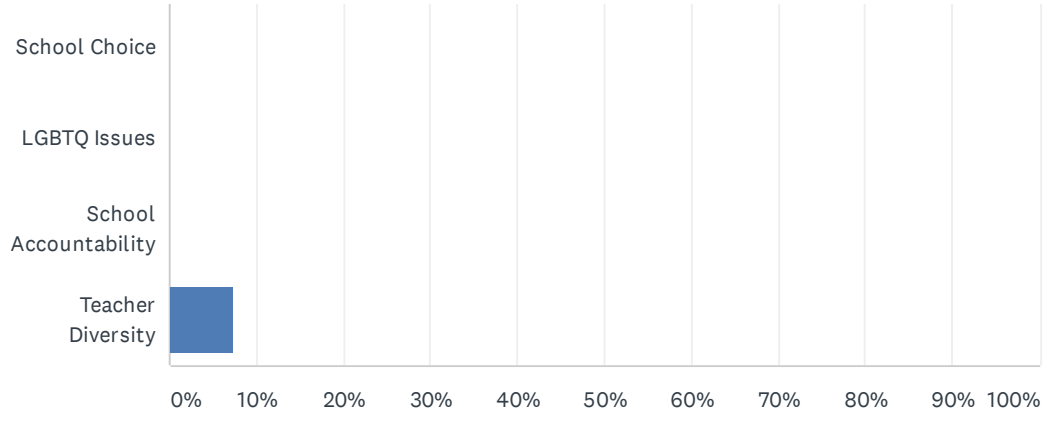
Answered: 27 Skipped: 0

#	RESPONSES	DATE
1	Palomo.Luisa@gmail.com	2/10/2020 6:17 PM
2	ebelj@discoverers.org	2/7/2020 4:02 PM
3	Daobermier@gmail.com	1/30/2020 8:35 PM
4	1946idalynn@gmail.com	1/30/2020 1:30 AM
5	jalaene.choquette@hpstigers.org	1/29/2020 2:59 PM
6	megan.helberg@burwellpublicschools.com	1/29/2020 2:50 PM
7	mosier.angela@westside66.net	1/29/2020 10:33 AM
8	betty.kort@gmail.com	1/29/2020 10:17 AM
9	amber.n.vlasnik@gmail.com	1/29/2020 9:48 AM
10	Ventureon51@aol.com	1/29/2020 9:00 AM
11	mccarthyd53@gmail.com	1/29/2020 7:36 AM
12	pk.cozadlincolntheatre@gmail.com	1/28/2020 8:26 PM
13	sydneyclarkjensen@gmail.com	1/28/2020 8:23 PM
14	rrea68154@yahoo.com	1/28/2020 6:46 PM
15	dtonack@neb.rr.com	1/28/2020 6:24 PM
16	rachael.arens@ops.org	1/28/2020 6:09 PM
17	jimkubik69@gmail.com	1/28/2020 5:13 PM
18	ringojohn@aol.com	1/28/2020 4:29 PM
19	Woodforddiane@hotmail.com	1/28/2020 3:17 PM
20	mary.schlieder@gmail.com	1/28/2020 2:41 PM
21	tdroyers@mpsomaha.org	1/28/2020 2:18 PM
22	klecser@gmail.com	1/28/2020 2:03 PM
23	smcneil53@gmail.com	1/28/2020 1:48 PM
24	kristi.bundy@agps.org	1/22/2020 10:22 AM
25	maddiefennell@gmail.com	1/20/2020 10:55 PM
26	mcaffey@cox.net	1/15/2020 11:56 AM
27	walocke@charter.net	1/15/2020 9:47 AM

Q7 Please select the top 2 most important issues or practices for teachers and students in your state.

Answered: 27 Skipped: 0





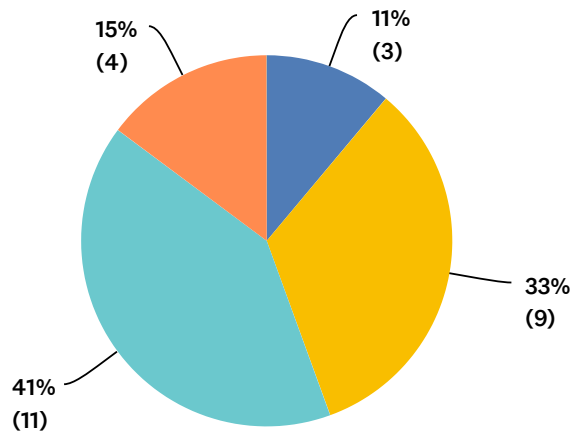
Q8 What else is important for teachers and students in your state (optional)?

Answered: 20 Skipped: 7

#	RESPONSES	DATE
1	Bridging the rural/urban gap.	2/10/2020 6:18 PM
2	Teacher Mental Health	2/7/2020 4:03 PM
3	funding education	1/29/2020 3:02 PM
4	Holocaust education. Is a mandate coming...? If yes, we want to be prepared.	1/29/2020 2:59 PM
5	Fair compensation for teachers.	1/29/2020 10:18 AM
6	High quality instructional materials being in the hands of every teacher for every classroom and every student.	1/29/2020 9:49 AM
7	I think the assumption here is we still live in the state we were honored in. You may want to add the that indicator in future surveys.	1/29/2020 9:01 AM
8	Protection and support for teachers when faced dealing with students who are unruly and combative students.	1/29/2020 7:40 AM
9	School Choice	1/28/2020 8:29 PM
10	Retirement security	1/28/2020 6:48 PM
11	Teacher recruitment	1/28/2020 6:25 PM
12	Just about every issue mentioned in #7	1/28/2020 5:15 PM
13	LGBTQ issues	1/28/2020 4:31 PM
14	Administrative Competence	1/28/2020 3:20 PM
15	racism, the rise of white supremacy	1/28/2020 2:42 PM
16	Teaching diversity and tolerance	1/28/2020 1:50 PM
17	School violence toward teacher and principals. Student lashing out physically towards each other and the adults in their buildings.	1/22/2020 10:24 AM
18	Violence against teachers and other students by students	1/20/2020 10:56 PM
19	Standardized testing, teacher leadership, classroom safety	1/15/2020 11:59 AM
20	All the items listed in number 7 are vitally important.	1/15/2020 9:49 AM

Q9 Bias negatively affects student learning in my state.

Answered: 27 Skipped: 0

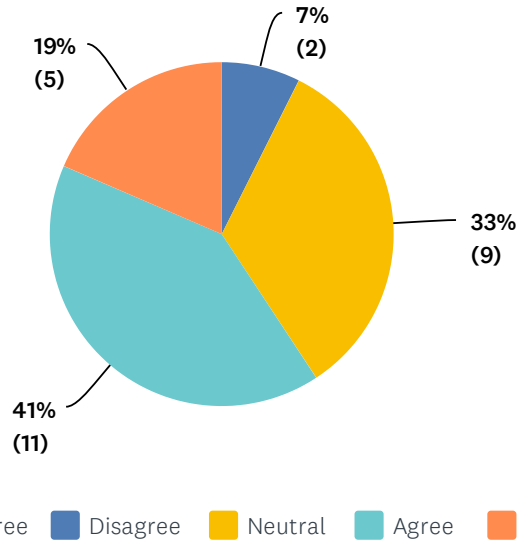


■ Strongly disagree
 ■ Disagree
 ■ Neutral
 ■ Agree
 ■ Strongly agree

	STRONGLY DISAGREE	DISAGREE	NEUTRAL	AGREE	STRONGLY AGREE	TOTAL	WEIGHTED AVERAGE
(no label)	0% 0	11% 3	33% 9	41% 11	15% 4	27	1.59

Q10 A lack of cultural competency negatively affects student learning in my state.

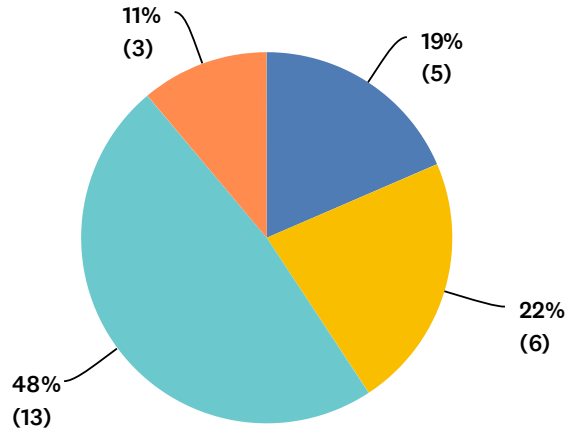
Answered: 27 Skipped: 0



	STRONGLY DISAGREE	DISAGREE	NEUTRAL	AGREE	STRONGLY AGREE	TOTAL	WEIGHTED AVERAGE
(no label)	0% 0	7% 2	33% 9	41% 11	19% 5	27	1.70

Q11 A lack of teacher leadership negatively affects student learning in my state.

Answered: 27 Skipped: 0

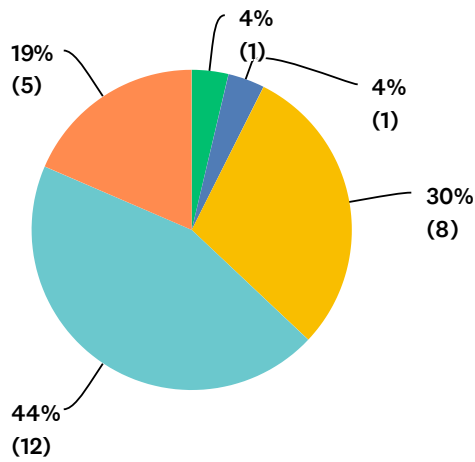


■ Strongly disagree
 ■ Disagree
 ■ Neutral
 ■ Agree
 ■ Strongly agree

	STRONGLY DISAGREE	DISAGREE	NEUTRAL	AGREE	STRONGLY AGREE	TOTAL	WEIGHTED AVERAGE
(no label)	0% 0	19% 5	22% 6	48% 13	11% 3	27	1.52

Q12 A lack of equity negatively affects student learning in my state.

Answered: 27 Skipped: 0

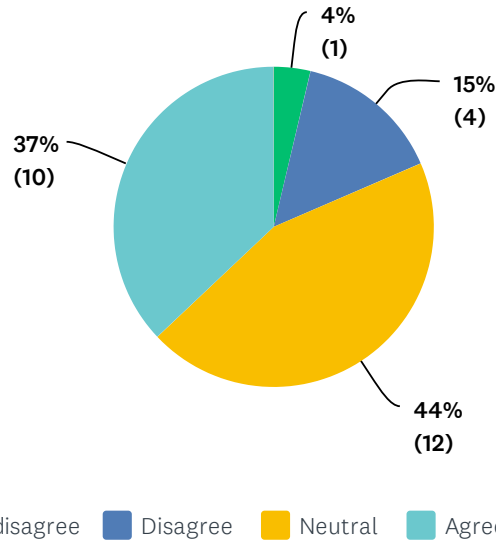


■ Strongly disagree
 ■ Disagree
 ■ Neutral
 ■ Agree
 ■ Strongly agree

	STRONGLY DISAGREE	DISAGREE	NEUTRAL	AGREE	STRONGLY AGREE	TOTAL	WEIGHTED AVERAGE
(no label)	4% 1	4% 1	30% 8	44% 12	19% 5	27	1.74

Q13 The gap between Pk12 and higher education negatively affects student learning in my state.

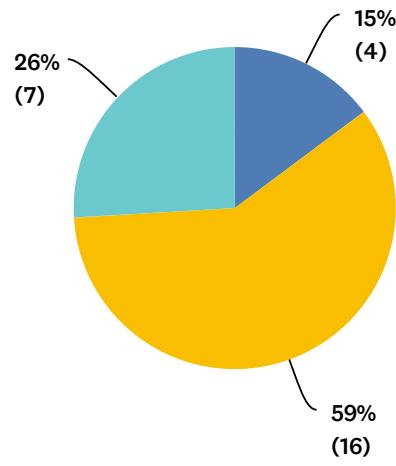
Answered: 27 Skipped: 0



	STRONGLY DISAGREE	DISAGREE	NEUTRAL	AGREE	STRONGLY AGREE	TOTAL	WEIGHTED AVERAGE
(no label)	4% 1	15% 4	44% 12	37% 10	0% 0	27	1.19

Q14 School accountability negatively affects student learning in my state.

Answered: 27 Skipped: 0

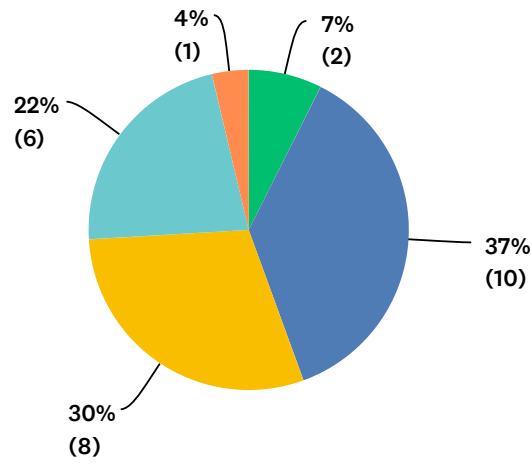


■ Strongly disagree
 ■ Disagree
 ■ Neutral
 ■ Agree
 ■ Strongly agree

	STRONGLY DISAGREE	DISAGREE	NEUTRAL	AGREE	STRONGLY AGREE	TOTAL	WEIGHTED AVERAGE
(no label)	0% 0	15% 4	59% 16	26% 7	0% 0	27	1.11

Q15 Gun violence negatively affects student learning in my state.

Answered: 27 Skipped: 0

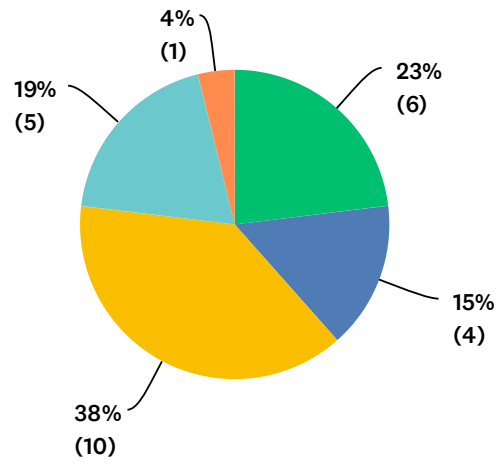


■ Strongly disagree
 ■ Disagree
 ■ Neutral
 ■ Agree
 ■ Strongly agree

	STRONGLY DISAGREE	DISAGREE	NEUTRAL	AGREE	STRONGLY AGREE	TOTAL	WEIGHTED AVERAGE
(no label)	7% 2	37% 10	30% 8	22% 6	4% 1	27	0.85

Q16 Immigration negatively affects student learning in my state.

Answered: 26 Skipped: 1

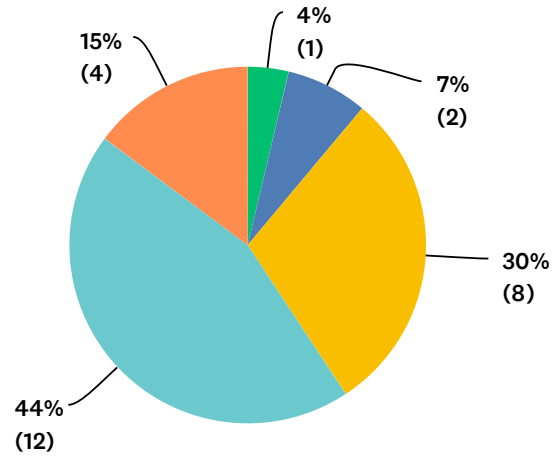


■ Strongly disagree
 ■ Disagree
 ■ Neutral
 ■ Agree
 ■ Strongly agree

	STRONGLY DISAGREE	DISAGREE	NEUTRAL	AGREE	STRONGLY AGREE	TOTAL	WEIGHTED AVERAGE
(no label)	23% 6	15% 4	38% 10	19% 5	4% 1	26	0.88

Q17 Bias against LGBTQ students negatively affects student learning in my state.

Answered: 27 Skipped: 0

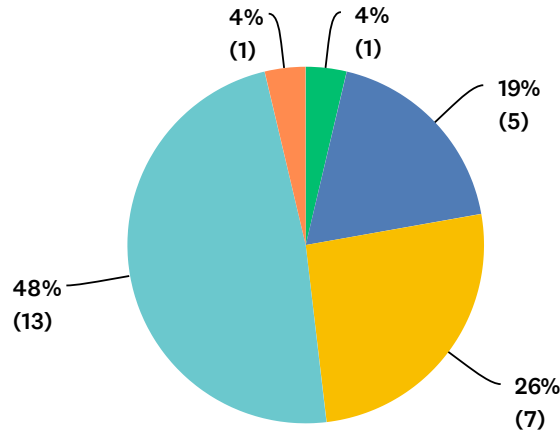


■ Strongly disagree
 ■ Disagree
 ■ Neutral
 ■ Agree
 ■ Strongly agree

	STRONGLY DISAGREE	DISAGREE	NEUTRAL	AGREE	STRONGLY AGREE	TOTAL	WEIGHTED AVERAGE
(no label)	4% 1	7% 2	30% 8	44% 12	15% 4	27	1.63

Q18 A lack of effective professional learning and development negatively affects student learning in my state.

Answered: 27 Skipped: 0

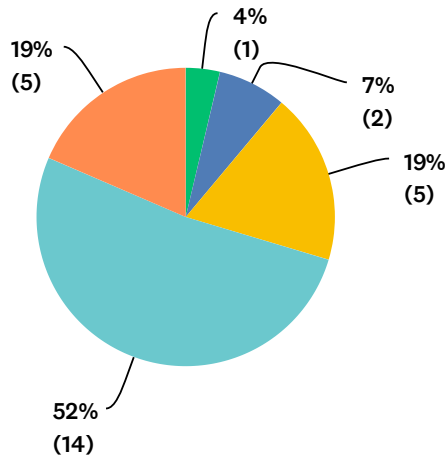


■ Strongly disagree
 ■ Disagree
 ■ Neutral
 ■ Agree
 ■ Strongly agree

	STRONGLY DISAGREE	DISAGREE	NEUTRAL	AGREE	STRONGLY AGREE	TOTAL	WEIGHTED AVERAGE
(no label)	4% 1	19% 5	26% 7	48% 13	4% 1	27	1.33

Q19 Racism negatively affects student learning in my state.

Answered: 27 Skipped: 0

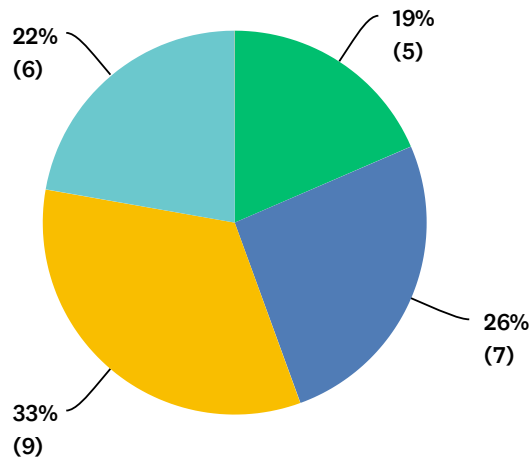


■ Strongly disagree
 ■ Disagree
 ■ Neutral
 ■ Agree
 ■ Strongly agree

	STRONGLY DISAGREE	DISAGREE	NEUTRAL	AGREE	STRONGLY AGREE	TOTAL	WEIGHTED AVERAGE
(no label)	4% 1	7% 2	19% 5	52% 14	19% 5	27	1.78

Q20 School choice negatively affects student learning in my state.

Answered: 27 Skipped: 0

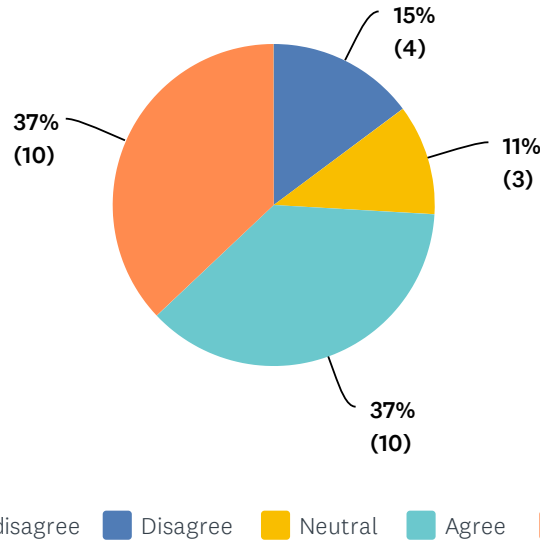


■ Strongly disagree
 ■ Disagree
 ■ Neutral
 ■ Agree
 ■ Strongly agree

	STRONGLY DISAGREE	DISAGREE	NEUTRAL	AGREE	STRONGLY AGREE	TOTAL	WEIGHTED AVERAGE
(no label)	19% 5	26% 7	33% 9	22% 6	0% 0	27	0.78

Q21 Disparities in school funding negatively affect student learning in my state.

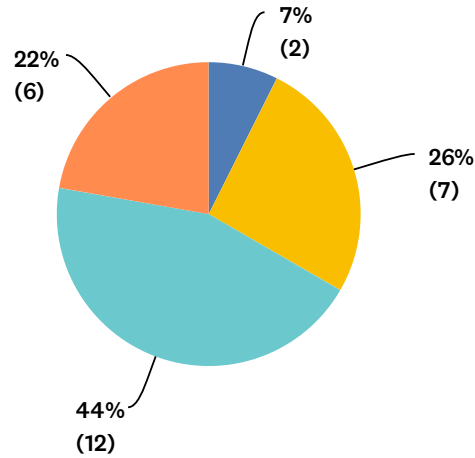
Answered: 27 Skipped: 0



	STRONGLY DISAGREE	DISAGREE	NEUTRAL	AGREE	STRONGLY AGREE	TOTAL	WEIGHTED AVERAGE
(no label)	0% 0	15% 4	11% 3	37% 10	37% 10	27	1.96

Q22 A lack of social and emotional learning negatively affects student learning in my state.

Answered: 27 Skipped: 0

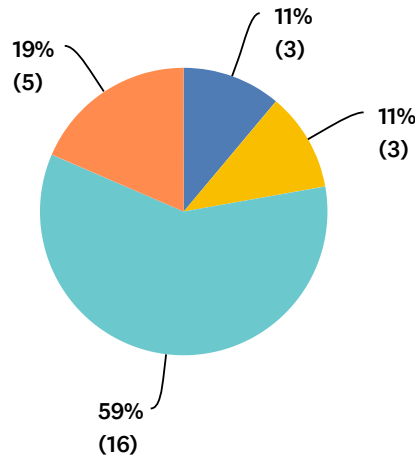


■ Strongly disagree
 ■ Disagree
 ■ Neutral
 ■ Agree
 ■ Strongly agree

	STRONGLY DISAGREE	DISAGREE	NEUTRAL	AGREE	STRONGLY AGREE	TOTAL	WEIGHTED AVERAGE
(no label)	0% 0	7% 2	26% 7	44% 12	22% 6	27	1.81

Q23 Standardized testing negatively affects student learning in my state.

Answered: 27 Skipped: 0

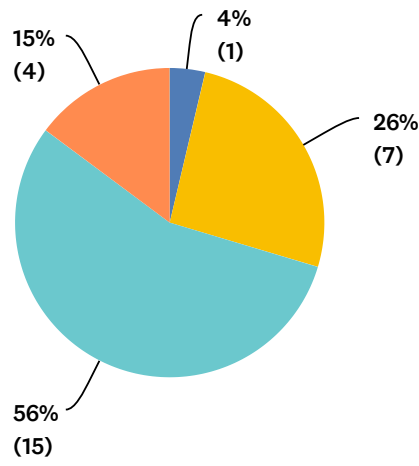


■ Strongly disagree
 ■ Disagree
 ■ Neutral
 ■ Agree
 ■ Strongly agree

	STRONGLY DISAGREE	DISAGREE	NEUTRAL	AGREE	STRONGLY AGREE	TOTAL	WEIGHTED AVERAGE
(no label)	0% 0	11% 3	11% 3	59% 16	19% 5	27	1.85

Q24 Student bullying negatively affects student learning in my state.

Answered: 27 Skipped: 0

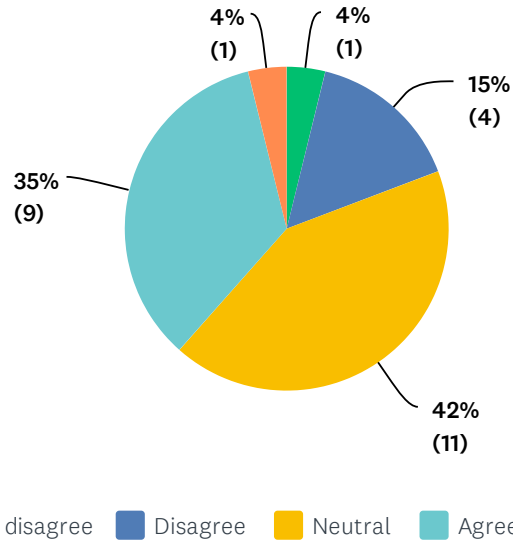


■ Strongly disagree
 ■ Disagree
 ■ Neutral
 ■ Agree
 ■ Strongly agree

	STRONGLY DISAGREE	DISAGREE	NEUTRAL	AGREE	STRONGLY AGREE	TOTAL	WEIGHTED AVERAGE
(no label)	0% 0	4% 1	26% 7	56% 15	15% 4	27	1.81

Q25 A lack of supports for English Language Learners negatively affects student learning in my state.

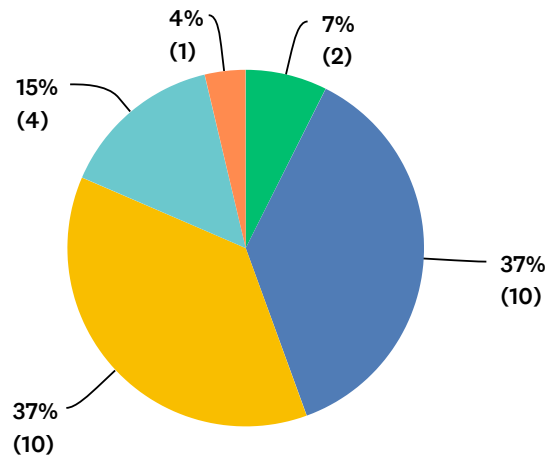
Answered: 26 Skipped: 1



	STRONGLY DISAGREE	DISAGREE	NEUTRAL	AGREE	STRONGLY AGREE	TOTAL	WEIGHTED AVERAGE
(no label)	4% 1	15% 4	42% 11	35% 9	4% 1	26	1.23

Q26 Teacher bullying negatively affects student learning in my state.

Answered: 27 Skipped: 0

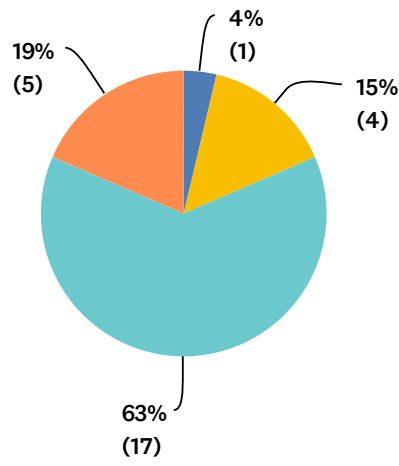


■ Strongly disagree
 ■ Disagree
 ■ Neutral
 ■ Agree
 ■ Strongly agree

	STRONGLY DISAGREE	DISAGREE	NEUTRAL	AGREE	STRONGLY AGREE	TOTAL	WEIGHTED AVERAGE
(no label)	7% 2	37% 10	37% 10	15% 4	4% 1	27	0.78

Q27 Teacher recruitment negatively affects student learning in my state.

Answered: 27 Skipped: 0

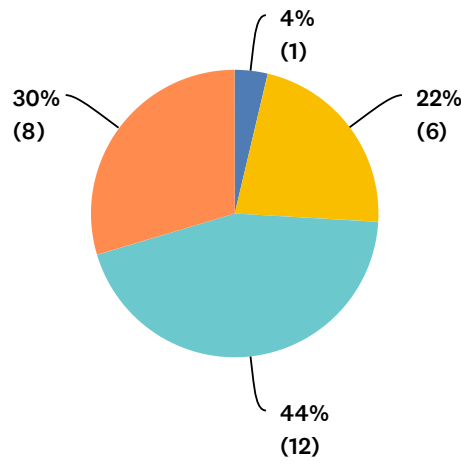


■ Strongly disagree
 ■ Disagree
 ■ Neutral
 ■ Agree
 ■ Strongly agree

	STRONGLY DISAGREE	DISAGREE	NEUTRAL	AGREE	STRONGLY AGREE	TOTAL	WEIGHTED AVERAGE
(no label)	0% 0	4% 1	15% 4	63% 17	19% 5	27	1.96

Q28 Teacher retention negatively affects student learning in my state.

Answered: 27 Skipped: 0

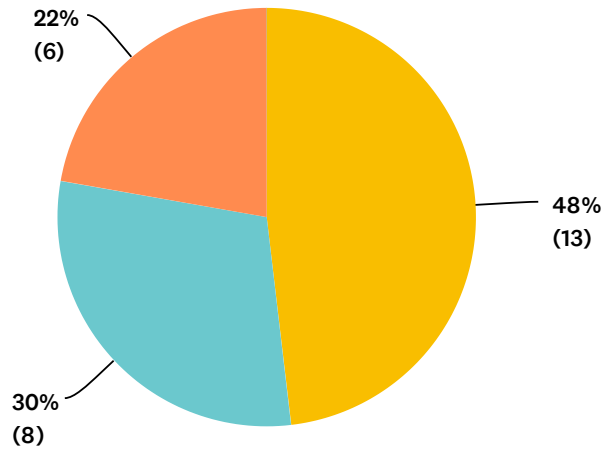


■ Strongly disagree
 ■ Disagree
 ■ Neutral
 ■ Agree
 ■ Strongly agree

	STRONGLY DISAGREE	DISAGREE	NEUTRAL	AGREE	STRONGLY AGREE	TOTAL	WEIGHTED AVERAGE
(no label)	0% 0	4% 1	22% 6	44% 12	30% 8	27	2.00

Q29 A lack of trauma-informed instruction negatively affects student learning in my state.

Answered: 27 Skipped: 0

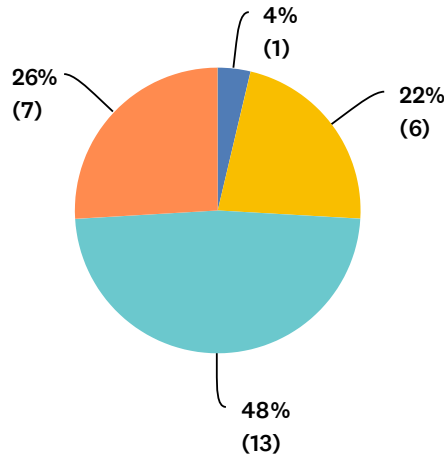


■ Strongly disagree
 ■ Disagree
 ■ Neutral
 ■ Agree
 ■ Strongly agree

	STRONGLY DISAGREE	DISAGREE	NEUTRAL	AGREE	STRONGLY AGREE	TOTAL	WEIGHTED AVERAGE
(no label)	0% 0	0% 0	48% 13	30% 8	22% 6	27	1.74

Q30 A lack of teacher diversity negatively affects student learning in my state.

Answered: 27 Skipped: 0



■ Strongly disagree
 ■ Disagree
 ■ Neutral
 ■ Agree
 ■ Strongly agree

	STRONGLY DISAGREE	DISAGREE	NEUTRAL	AGREE	STRONGLY AGREE	TOTAL	WEIGHTED AVERAGE
(no label)	0% 0	4% 1	22% 6	48% 13	26% 7	27	1.96

Q31 Feedback (optional):

Answered: 3 Skipped: 24

#	RESPONSES	DATE
1	Again - we all don't live in the state we were honored in.	1/29/2020 9:03 AM
2	Administration should have extensive successful teaching experience at the same level they seek an administrative position. Good old boy club should not exist in any school.	1/28/2020 3:26 PM
3	Some of the statements are unclear. "Teacher retention negatively affects students." I'm assuming that you're referring to the inability to retain teachers, but I just marked neutral because I didn't want to jump to conclusions.	1/28/2020 2:20 PM