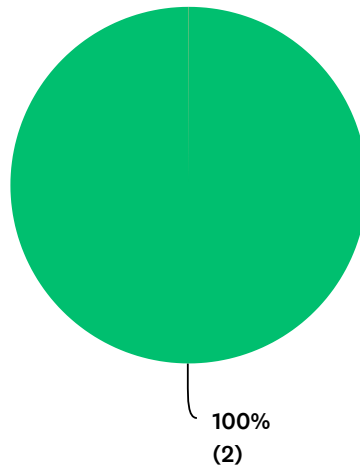


Q1 Are you a state teacher of the year or a finalist?

Answered: 2 Skipped: 0



■ State teacher of the year
 ■ Finalist
 ■ Other (please specify)

ANSWER CHOICES	RESPONSES
State teacher of the year	100% 2
Finalist	0% 0
Other (please specify)	0% 0
TOTAL	2

#	OTHER (PLEASE SPECIFY)	DATE
	There are no responses.	

Q2 In what year?

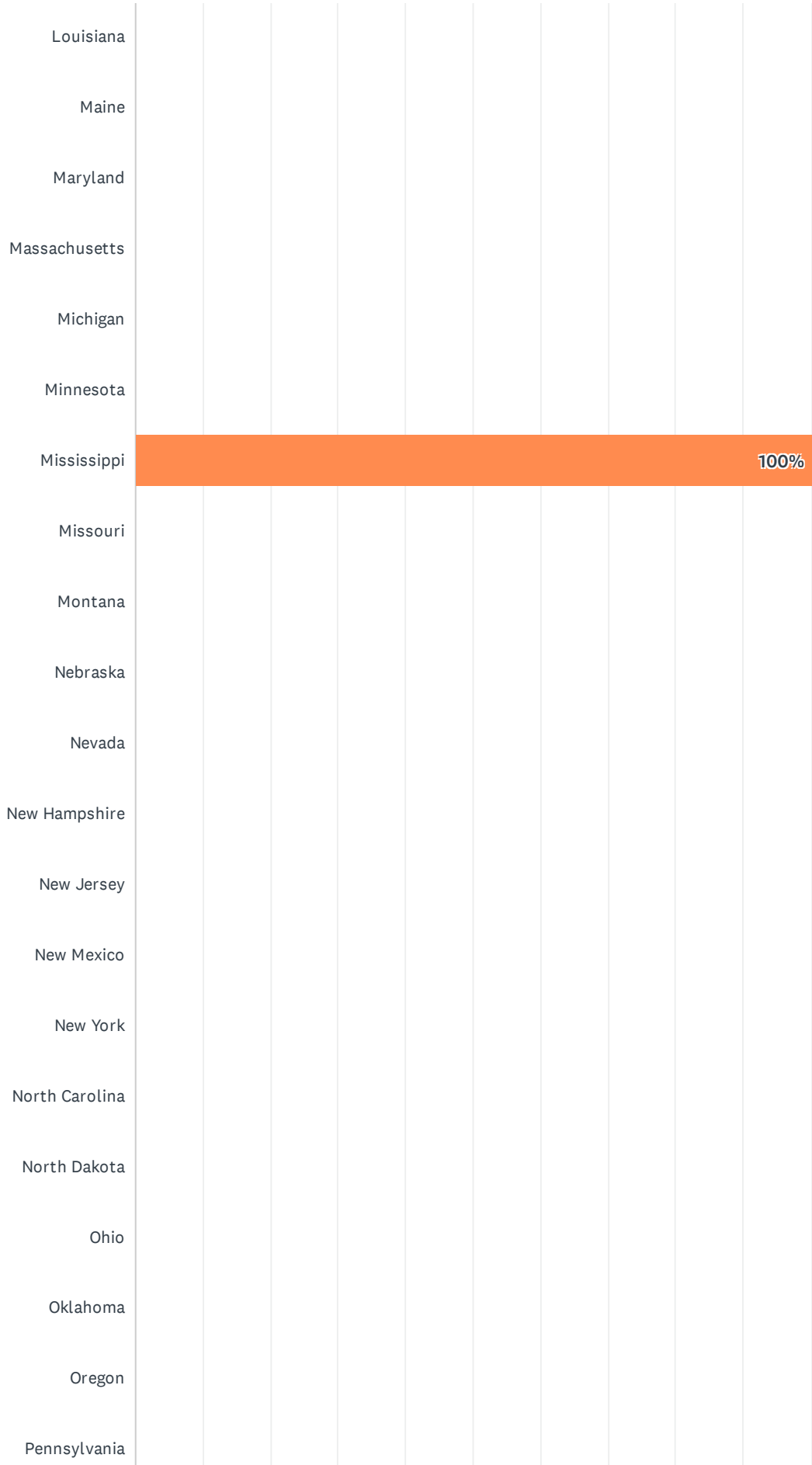
Answered: 2 Skipped: 0

#	RESPONSES	DATE
1	2016	2/12/2020 5:17 PM
2	2018-2019	2/9/2020 11:37 AM

Q3 In which state were you recognized as a state teacher of the year or finalist?

Answered: 2 Skipped: 0





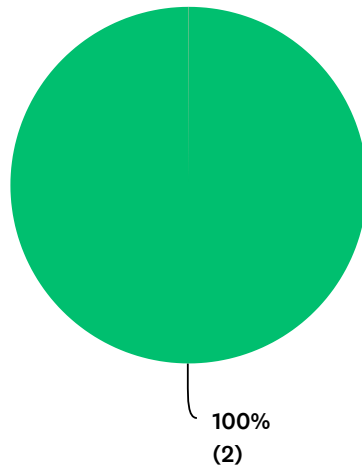


ANSWER CHOICES	RESPONSES	
Alabama	0%	0
Alaska	0%	0
Arizona	0%	0
Arkansas	0%	0
California	0%	0
Colorado	0%	0
Connecticut	0%	0
Deleware	0%	0
DoDEA	0%	0
Florida	0%	0
Georgia	0%	0
Hawaii	0%	0
Idaho	0%	0
Illinois	0%	0
Indiana	0%	0
Iowa	0%	0
Kansas	0%	0
Kentucky	0%	0
Louisiana	0%	0
Maine	0%	0
Maryland	0%	0
Massachusetts	0%	0
Michigan	0%	0
Minnesota	0%	0
Mississippi	100%	2
Missouri	0%	0
Montana	0%	0
Nebraska	0%	0
Nevada	0%	0
New Hampshire	0%	0
New Jersey	0%	0
New Mexico	0%	0

New York	0%	0
North Carolina	0%	0
North Dakota	0%	0
Ohio	0%	0
Oklahoma	0%	0
Oregon	0%	0
Pennsylvania	0%	0
Puerto Rico	0%	0
Rhode Island	0%	0
South Carolina	0%	0
South Dakota	0%	0
Tennessee	0%	0
Texas	0%	0
U.S. Territory	0%	0
Utah	0%	0
Vermont	0%	0
Virginia	0%	0
Washington	0%	0
Washington, DC	0%	0
West Virginia	0%	0
Wisconsin	0%	0
Wyoming	0%	0
TOTAL		2

Q4 What gender do you identify as?

Answered: 2 Skipped: 0

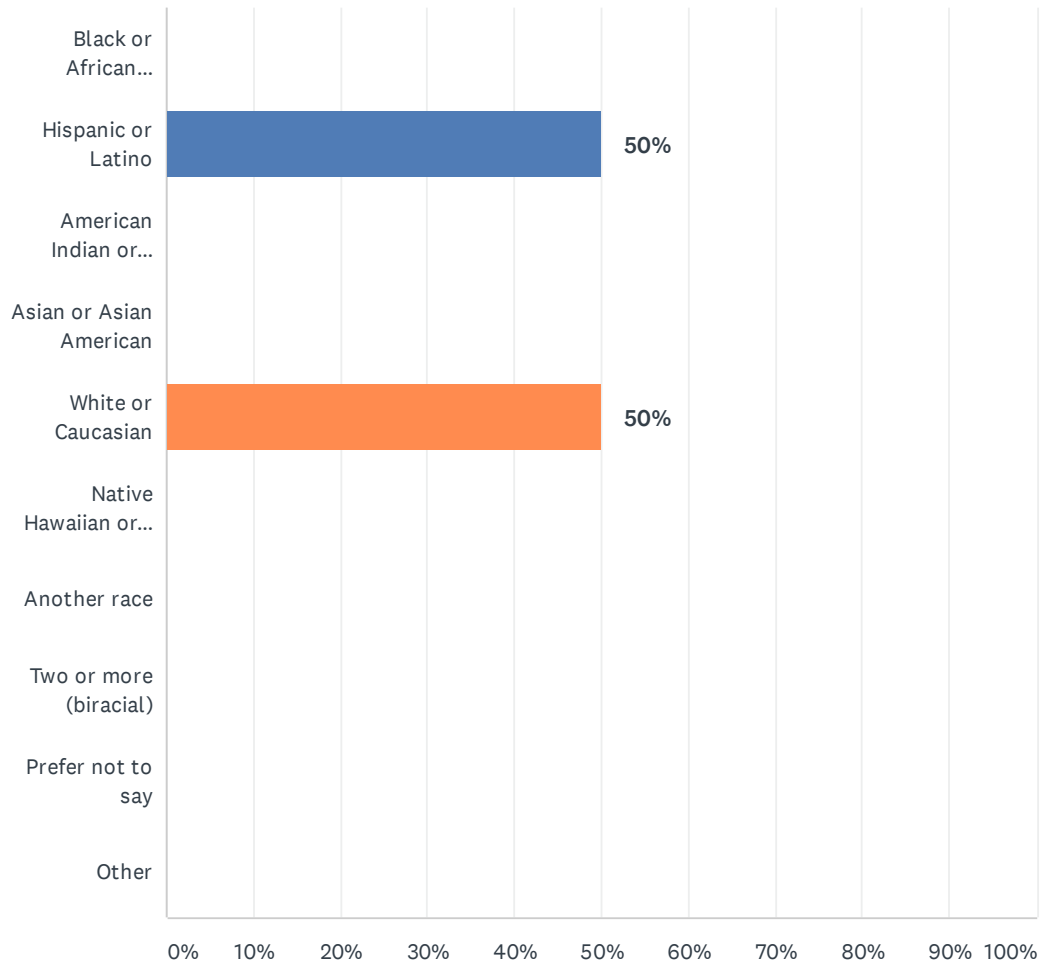


Female Male Non-binary Prefer not to answer

ANSWER CHOICES	RESPONSES	
Female	100%	2
Male	0%	0
Non-binary	0%	0
Prefer not to answer	0%	0
TOTAL		2

Q5 Please specify your ethnicity.

Answered: 2 Skipped: 0



ANSWER CHOICES	RESPONSES	
Black or African American	0%	0
Hispanic or Latino	50%	1
American Indian or Alaska Native	0%	0
Asian or Asian American	0%	0
White or Caucasian	50%	1
Native Hawaiian or other Pacific Islander	0%	0
Another race	0%	0
Two or more (biracial)	0%	0
Prefer not to say	0%	0
Other	0%	0
TOTAL		2

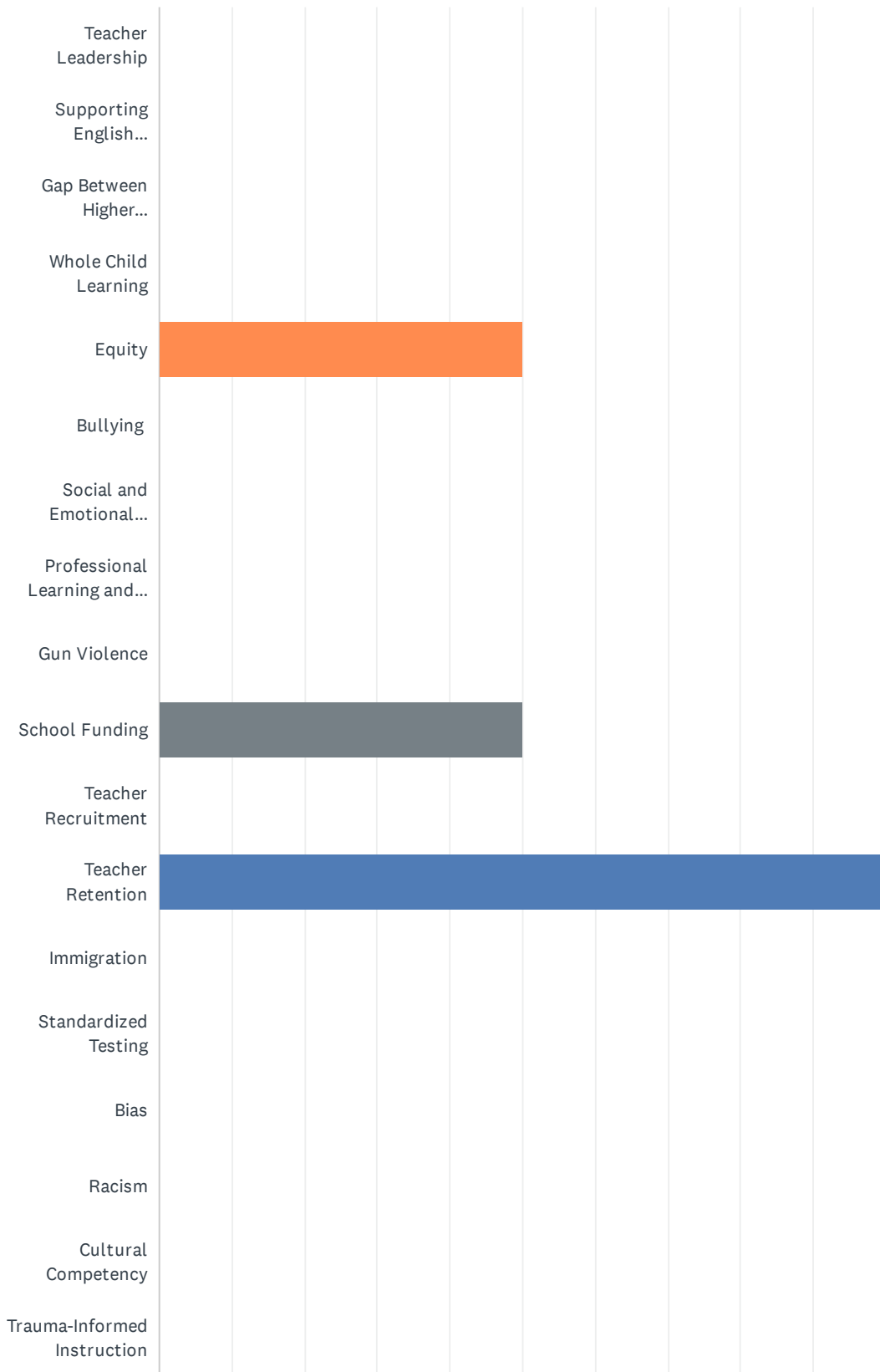
Q6 Your email address (it will only be used for the purposes of this survey):

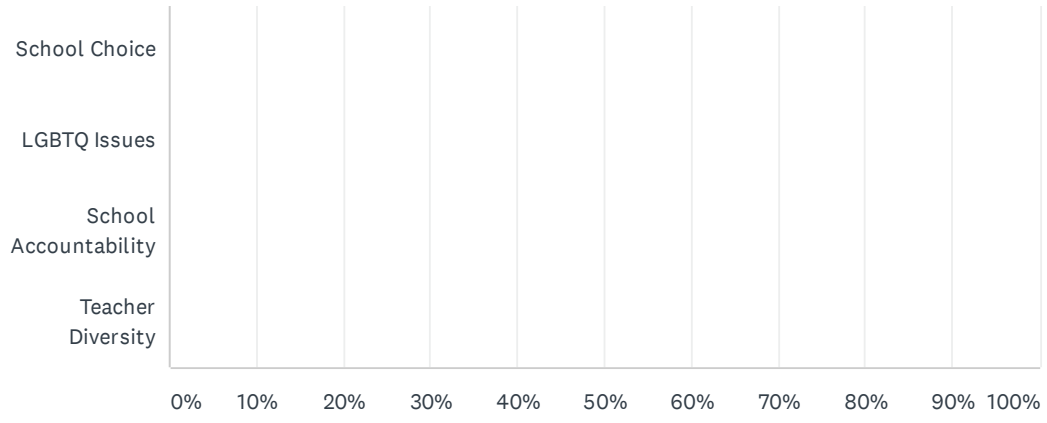
Answered: 2 Skipped: 0

#	RESPONSES	DATE
1	Anna.morris@lamarcountyschools.org	2/12/2020 5:17 PM
2	whitney.drewrey@gocommodores.org	2/9/2020 11:37 AM

Q7 Please select the top 2 most important issues or practices for teachers and students in your state.

Answered: 2 Skipped: 0





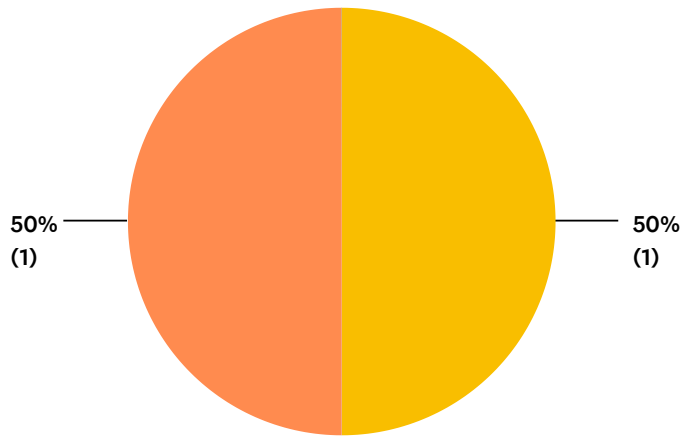
Q8 What else is important for teachers and students in your state (optional)?

Answered: 0 Skipped: 2

#	RESPONSES	DATE
	There are no responses.	

Q9 Bias negatively affects student learning in my state.

Answered: 2 Skipped: 0

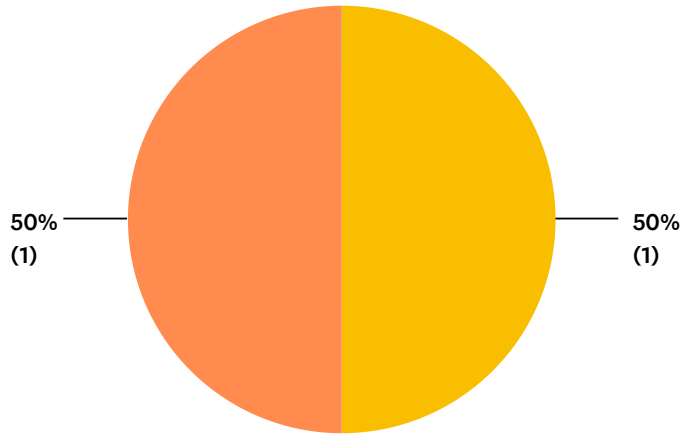


Strongly disagree Disagree Neutral Agree Strongly agree

	STRONGLY DISAGREE	DISAGREE	NEUTRAL	AGREE	STRONGLY AGREE	TOTAL	WEIGHTED AVERAGE
(no label)	0% 0	0% 0	50% 1	0% 0	50% 1	2	2.00

Q10 A lack of cultural competency negatively affects student learning in my state.

Answered: 2 Skipped: 0

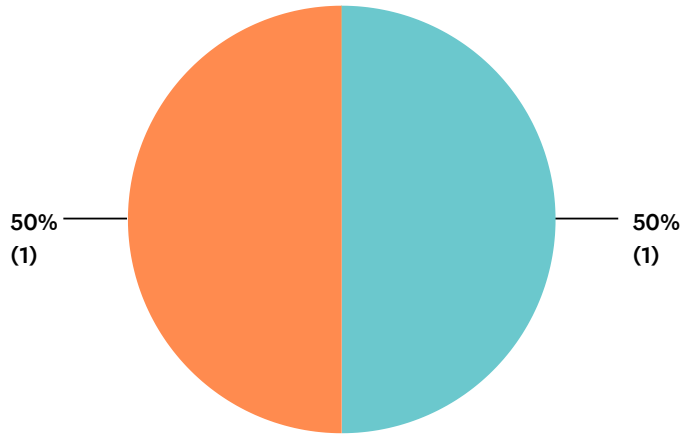


■ Strongly disagree
 ■ Disagree
 ■ Neutral
 ■ Agree
 ■ Strongly agree

	STRONGLY DISAGREE	DISAGREE	NEUTRAL	AGREE	STRONGLY AGREE	TOTAL	WEIGHTED AVERAGE
(no label)	0% 0	0% 0	50% 1	0% 0	50% 1	2	2.00

Q11 A lack of teacher leadership negatively affects student learning in my state.

Answered: 2 Skipped: 0

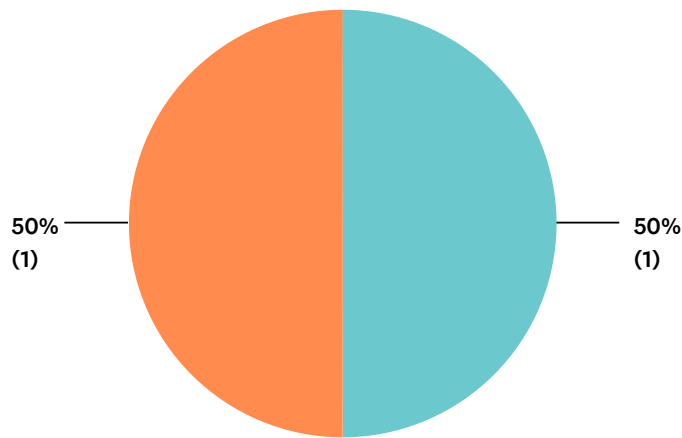


■ Strongly disagree
 ■ Disagree
 ■ Neutral
 ■ Agree
 ■ Strongly agree

	STRONGLY DISAGREE	DISAGREE	NEUTRAL	AGREE	STRONGLY AGREE	TOTAL	WEIGHTED AVERAGE
(no label)	0% 0	0% 0	0% 0	50% 1	50% 1	2	2.50

Q12 A lack of equity negatively affects student learning in my state.

Answered: 2 Skipped: 0

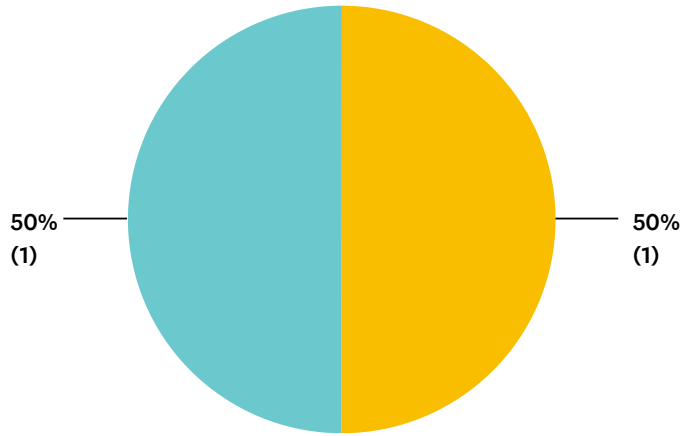


■ Strongly disagree
 ■ Disagree
 ■ Neutral
 ■ Agree
 ■ Strongly agree

	STRONGLY DISAGREE	DISAGREE	NEUTRAL	AGREE	STRONGLY AGREE	TOTAL	WEIGHTED AVERAGE
(no label)	0% 0	0% 0	0% 0	50% 1	50% 1	2	2.50

Q13 The gap between Pk12 and higher education negatively affects student learning in my state.

Answered: 2 Skipped: 0

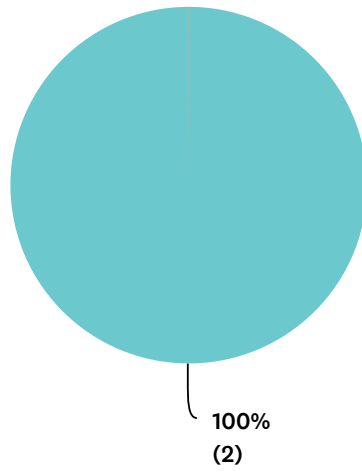


■ Strongly disagree
 ■ Disagree
 ■ Neutral
 ■ Agree
 ■ Strongly agree

	STRONGLY DISAGREE	DISAGREE	NEUTRAL	AGREE	STRONGLY AGREE	TOTAL	WEIGHTED AVERAGE
(no label)	0% 0	0% 0	50% 1	50% 1	0% 0	2	1.50

Q14 School accountability negatively affects student learning in my state.

Answered: 2 Skipped: 0

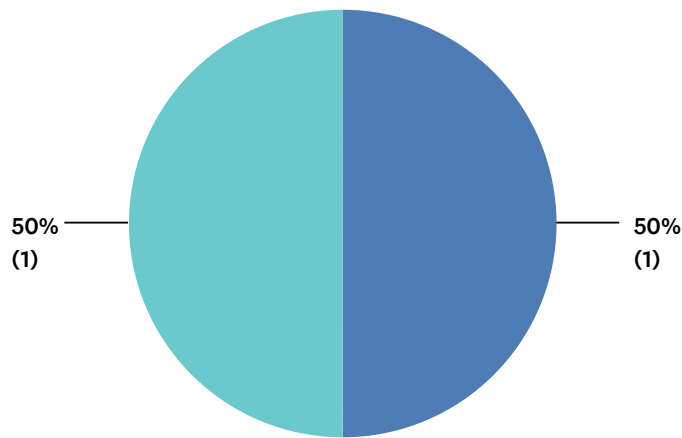


Strongly disagree Disagree Neutral Agree Strongly agree

	STRONGLY DISAGREE	DISAGREE	NEUTRAL	AGREE	STRONGLY AGREE	TOTAL	WEIGHTED AVERAGE
(no label)	0% 0	0% 0	0% 0	100% 2	0% 0	2	2.00

Q15 Gun violence negatively affects student learning in my state.

Answered: 2 Skipped: 0

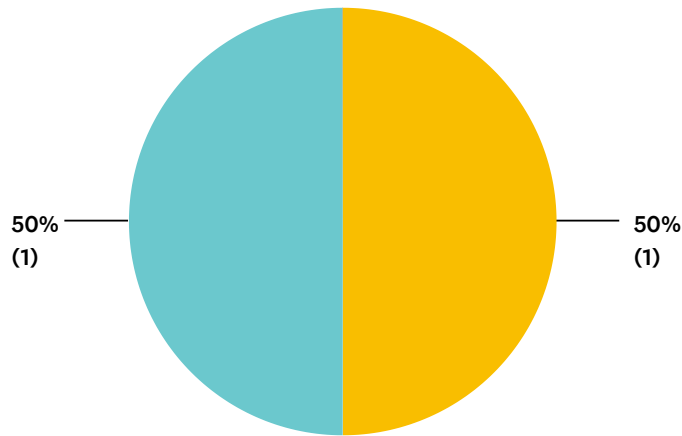


■ Strongly disagree
 ■ Disagree
 ■ Neutral
 ■ Agree
 ■ Strongly agree

	STRONGLY DISAGREE	DISAGREE	NEUTRAL	AGREE	STRONGLY AGREE	TOTAL	WEIGHTED AVERAGE
(no label)	0% 0	50% 1	0% 0	50% 1	0% 0	2	1.00

Q16 Immigration negatively affects student learning in my state.

Answered: 2 Skipped: 0

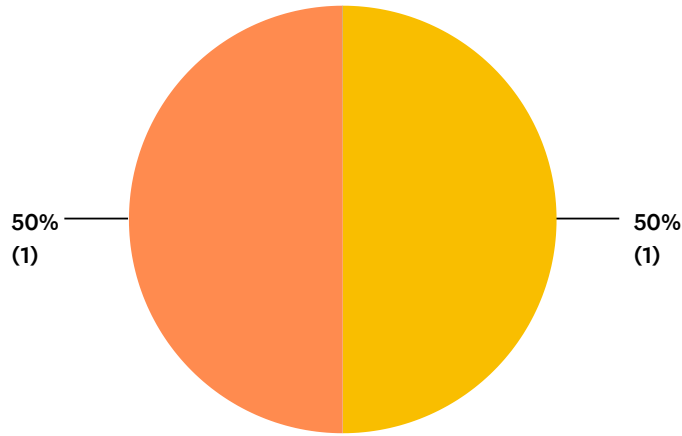


■ Strongly disagree
 ■ Disagree
 ■ Neutral
 ■ Agree
 ■ Strongly agree

	STRONGLY DISAGREE	DISAGREE	NEUTRAL	AGREE	STRONGLY AGREE	TOTAL	WEIGHTED AVERAGE
(no label)	0% 0	0% 0	50% 1	50% 1	0% 0	2	1.50

Q17 Bias against LGBTQ students negatively affects student learning in my state.

Answered: 2 Skipped: 0

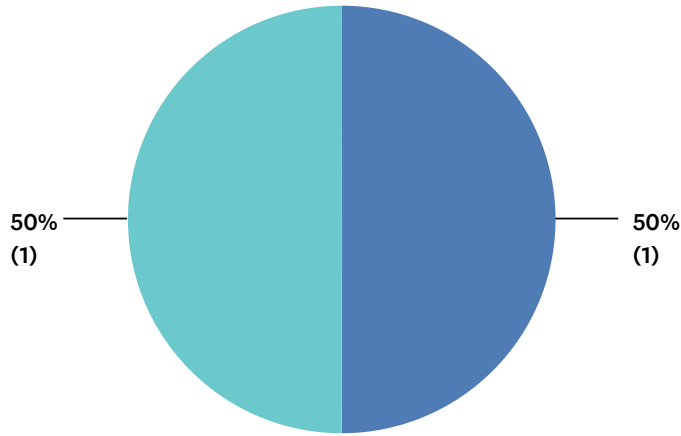


■ Strongly disagree
 ■ Disagree
 ■ Neutral
 ■ Agree
 ■ Strongly agree

	STRONGLY DISAGREE	DISAGREE	NEUTRAL	AGREE	STRONGLY AGREE	TOTAL	WEIGHTED AVERAGE
(no label)	0% 0	0% 0	50% 1	0% 0	50% 1	2	2.00

Q18 A lack of effective professional learning and development negatively affects student learning in my state.

Answered: 2 Skipped: 0

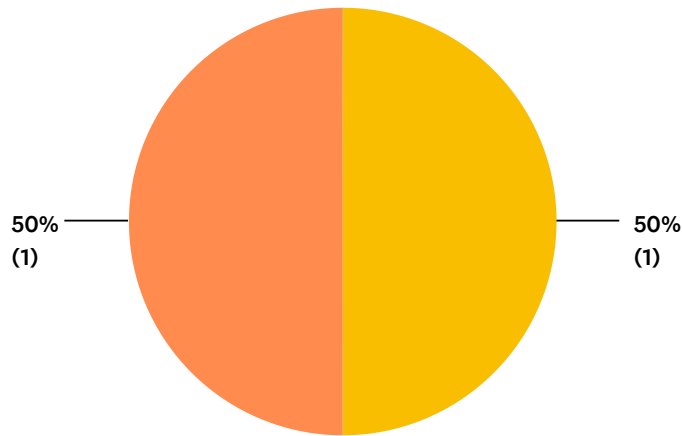


■ Strongly disagree
 ■ Disagree
 ■ Neutral
 ■ Agree
 ■ Strongly agree

	STRONGLY DISAGREE	DISAGREE	NEUTRAL	AGREE	STRONGLY AGREE	TOTAL	WEIGHTED AVERAGE
(no label)	0% 0	50% 1	0% 0	50% 1	0% 0	2	1.00

Q19 Racism negatively affects student learning in my state.

Answered: 2 Skipped: 0

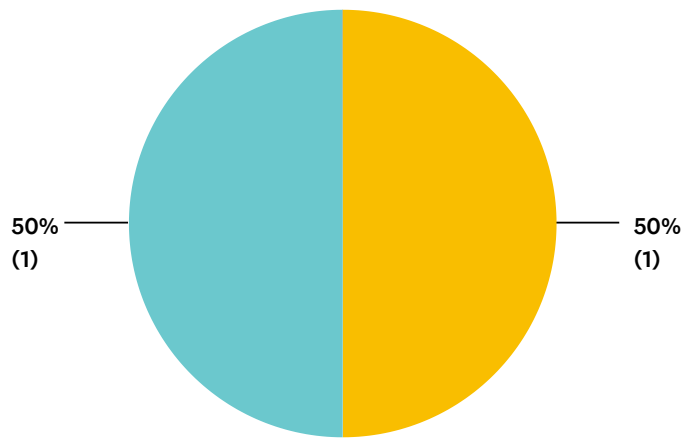


■ Strongly disagree
 ■ Disagree
 ■ Neutral
 ■ Agree
 ■ Strongly agree

	STRONGLY DISAGREE	DISAGREE	NEUTRAL	AGREE	STRONGLY AGREE	TOTAL	WEIGHTED AVERAGE
(no label)	0% 0	0% 0	50% 1	0% 0	50% 1	2	2.00

Q20 School choice negatively affects student learning in my state.

Answered: 2 Skipped: 0

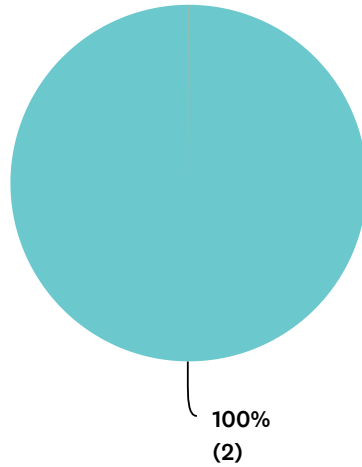


■ Strongly disagree
 ■ Disagree
 ■ Neutral
 ■ Agree
 ■ Strongly agree

	STRONGLY DISAGREE	DISAGREE	NEUTRAL	AGREE	STRONGLY AGREE	TOTAL	WEIGHTED AVERAGE
(no label)	0% 0	0% 0	50% 1	50% 1	0% 0	2	1.50

Q21 Disparities in school funding negatively affect student learning in my state.

Answered: 2 Skipped: 0

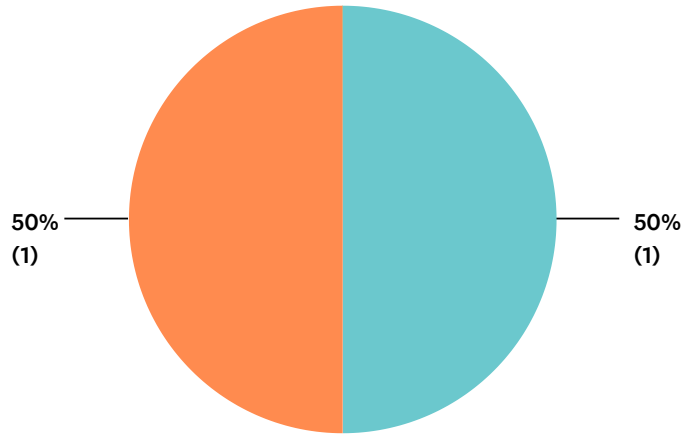


■ Strongly disagree
 ■ Disagree
 ■ Neutral
 ■ Agree
 ■ Strongly agree

	STRONGLY DISAGREE	DISAGREE	NEUTRAL	AGREE	STRONGLY AGREE	TOTAL	WEIGHTED AVERAGE
(no label)	0% 0	0% 0	0% 0	100% 2	0% 0	2	2.00

Q22 A lack of social and emotional learning negatively affects student learning in my state.

Answered: 2 Skipped: 0

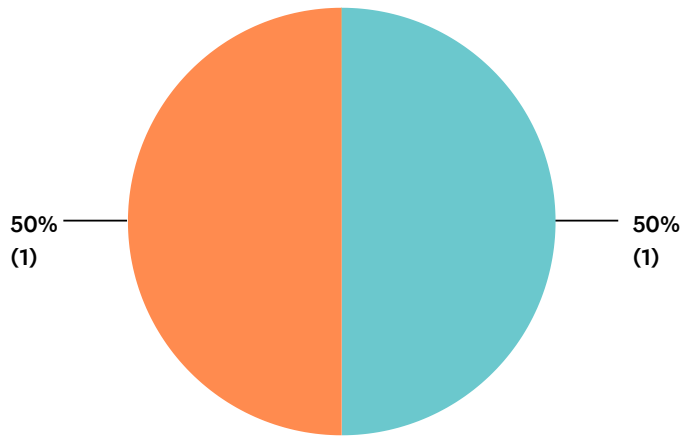


■ Strongly disagree
 ■ Disagree
 ■ Neutral
 ■ Agree
 ■ Strongly agree

	STRONGLY DISAGREE	DISAGREE	NEUTRAL	AGREE	STRONGLY AGREE	TOTAL	WEIGHTED AVERAGE
(no label)	0% 0	0% 0	0% 0	50% 1	50% 1	2	2.50

Q23 Standardized testing negatively affects student learning in my state.

Answered: 2 Skipped: 0

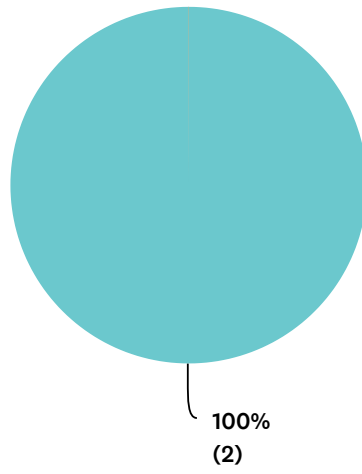


■ Strongly disagree
 ■ Disagree
 ■ Neutral
 ■ Agree
 ■ Strongly agree

	STRONGLY DISAGREE	DISAGREE	NEUTRAL	AGREE	STRONGLY AGREE	TOTAL	WEIGHTED AVERAGE
(no label)	0% 0	0% 0	0% 0	50% 1	50% 1	2	2.50

Q24 Student bullying negatively affects student learning in my state.

Answered: 2 Skipped: 0

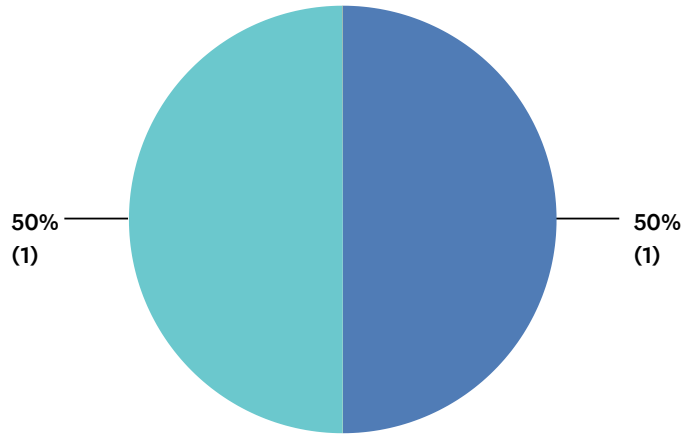


■ Strongly disagree
 ■ Disagree
 ■ Neutral
 ■ Agree
 ■ Strongly agree

	STRONGLY DISAGREE	DISAGREE	NEUTRAL	AGREE	STRONGLY AGREE	TOTAL	WEIGHTED AVERAGE
(no label)	0% 0	0% 0	0% 0	100% 2	0% 0	2	2.00

Q25 A lack of supports for English Language Learners negatively affects student learning in my state.

Answered: 2 Skipped: 0

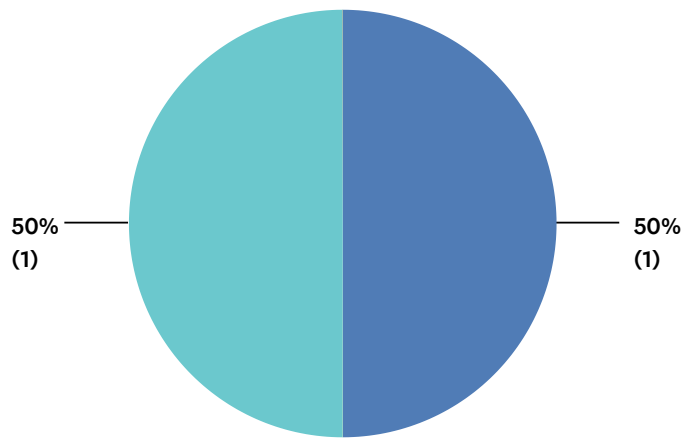


■ Strongly disagree
 ■ Disagree
 ■ Neutral
 ■ Agree
 ■ Strongly agree

	STRONGLY DISAGREE	DISAGREE	NEUTRAL	AGREE	STRONGLY AGREE	TOTAL	WEIGHTED AVERAGE
(no label)	0% 0	50% 1	0% 0	50% 1	0% 0	2	1.00

Q26 Teacher bullying negatively affects student learning in my state.

Answered: 2 Skipped: 0

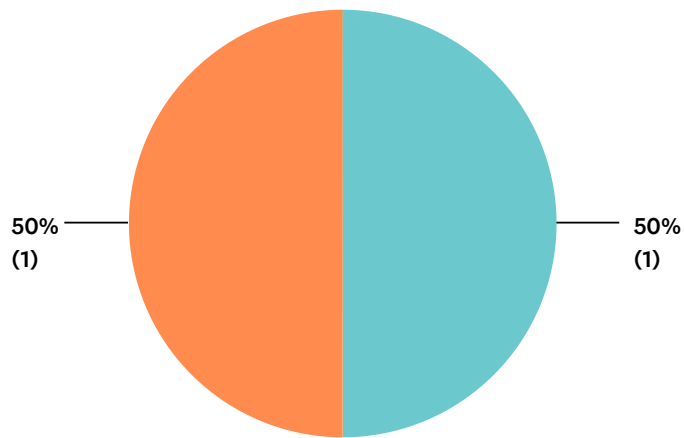


■ Strongly disagree
 ■ Disagree
 ■ Neutral
 ■ Agree
 ■ Strongly agree

	STRONGLY DISAGREE	DISAGREE	NEUTRAL	AGREE	STRONGLY AGREE	TOTAL	WEIGHTED AVERAGE
(no label)	0% 0	50% 1	0% 0	50% 1	0% 0	2	1.00

Q27 Teacher recruitment negatively affects student learning in my state.

Answered: 2 Skipped: 0

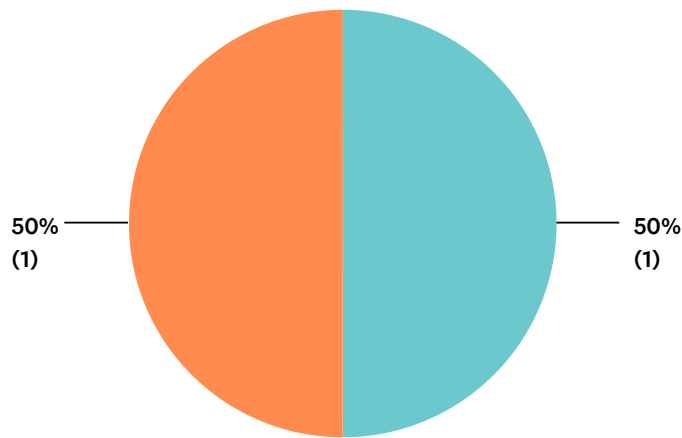


■ Strongly disagree
 ■ Disagree
 ■ Neutral
 ■ Agree
 ■ Strongly agree

	STRONGLY DISAGREE	DISAGREE	NEUTRAL	AGREE	STRONGLY AGREE	TOTAL	WEIGHTED AVERAGE
(no label)	0% 0	0% 0	0% 0	50% 1	50% 1	2	2.50

Q28 Teacher retention negatively affects student learning in my state.

Answered: 2 Skipped: 0

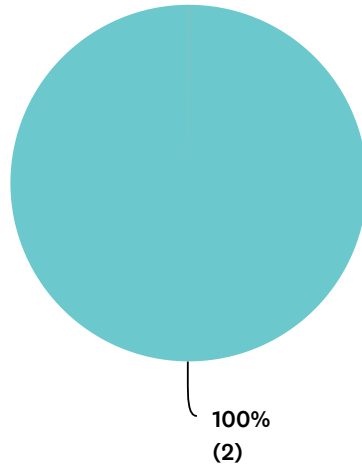


■ Strongly disagree
 ■ Disagree
 ■ Neutral
 ■ Agree
 ■ Strongly agree

	STRONGLY DISAGREE	DISAGREE	NEUTRAL	AGREE	STRONGLY AGREE	TOTAL	WEIGHTED AVERAGE
(no label)	0% 0	0% 0	0% 0	50% 1	50% 1	2	2.50

Q29 A lack of trauma-informed instruction negatively affects student learning in my state.

Answered: 2 Skipped: 0

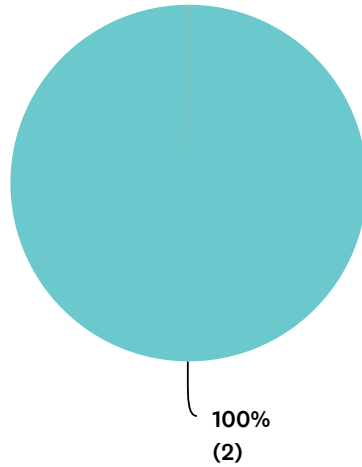


■ Strongly disagree
 ■ Disagree
 ■ Neutral
 ■ Agree
 ■ Strongly agree

	STRONGLY DISAGREE	DISAGREE	NEUTRAL	AGREE	STRONGLY AGREE	TOTAL	WEIGHTED AVERAGE
(no label)	0% 0	0% 0	0% 0	100% 2	0% 0	2	2.00

Q30 A lack of teacher diversity negatively affects student learning in my state.

Answered: 2 Skipped: 0



■ Strongly disagree
 ■ Disagree
 ■ Neutral
 ■ Agree
 ■ Strongly agree

	STRONGLY DISAGREE	DISAGREE	NEUTRAL	AGREE	STRONGLY AGREE	TOTAL	WEIGHTED AVERAGE
(no label)	0% 0	0% 0	0% 0	100% 2	0% 0	2	2.00

Q31 Feedback (optional):

Answered: 0 Skipped: 2

#	RESPONSES	DATE
	There are no responses.	