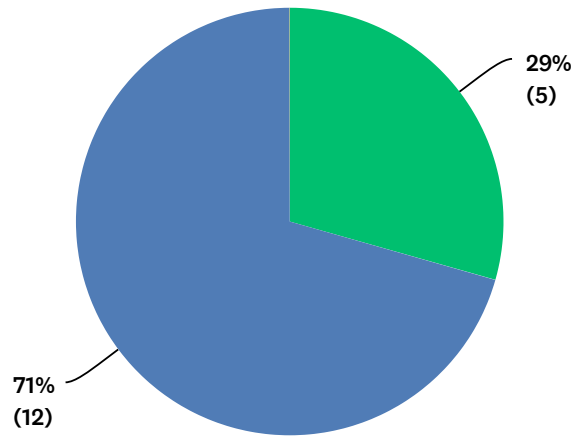


# Q1 Are you a state teacher of the year or a finalist?

Answered: 17 Skipped: 0



■ State teacher of the year 
 ■ Finalist 
 ■ Other (please specify)

ANSWER CHOICES	RESPONSES	
State teacher of the year	29%	5
Finalist	71%	12
Other (please specify)	0%	0
<b>TOTAL</b>		<b>17</b>

#	OTHER (PLEASE SPECIFY)	DATE
	There are no responses.	

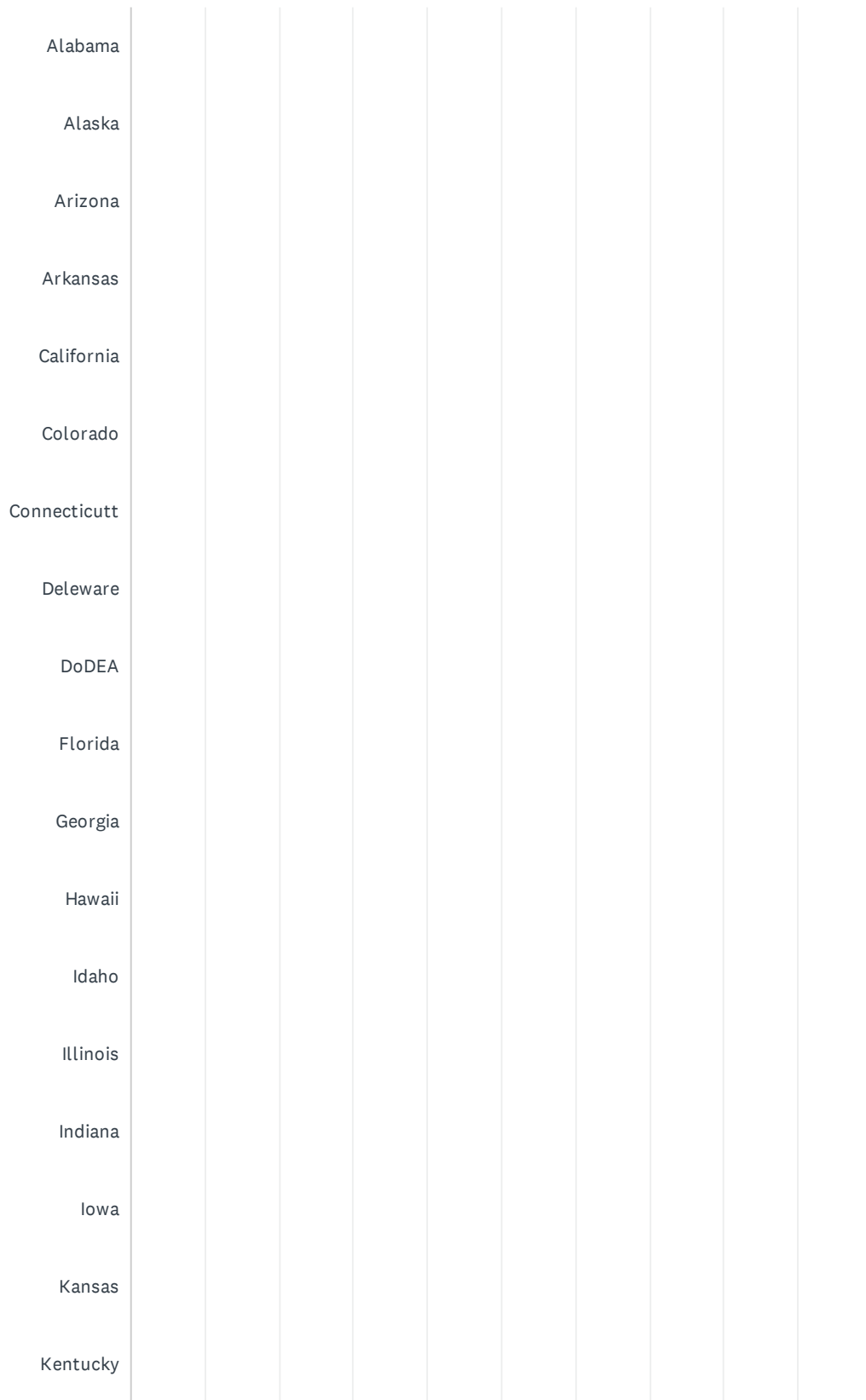
## Q2 In what year?

Answered: 17 Skipped: 0

#	RESPONSES	DATE
1	2003	2/12/2020 11:21 AM
2	2013	2/11/2020 9:40 PM
3	2020	2/11/2020 7:25 PM
4	1997	2/11/2020 6:21 PM
5	2014	2/11/2020 6:09 PM
6	2016	2/11/2020 5:40 PM
7	2019	2/10/2020 5:34 PM
8	2000	2/10/2020 12:48 PM
9	2015	2/10/2020 12:46 PM
10	2018	2/10/2020 12:42 PM
11	2017	2/10/2020 12:35 PM
12	2020	2/7/2020 2:03 PM
13	2013	1/30/2020 8:57 PM
14	2020	1/28/2020 7:45 PM
15	2020	1/16/2020 11:37 AM
16	2013	1/15/2020 2:34 PM
17	2020	1/15/2020 10:02 AM

### Q3 In which state were you recognized as a state teacher of the year or finalist?

Answered: 17 Skipped: 0





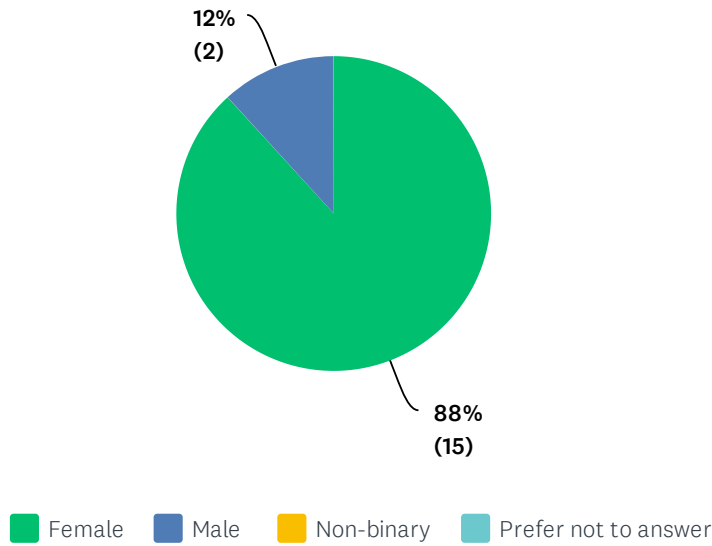


ANSWER CHOICES	RESPONSES	
Alabama	0%	0
Alaska	0%	0
Arizona	0%	0
Arkansas	0%	0
California	0%	0
Colorado	0%	0
Connecticut	0%	0
Deleware	0%	0
DoDEA	0%	0
Florida	0%	0
Georgia	0%	0
Hawaii	0%	0
Idaho	0%	0
Illinois	0%	0
Indiana	0%	0
Iowa	0%	0
Kansas	0%	0
Kentucky	0%	0
Louisiana	0%	0
Maine	0%	0
Maryland	0%	0
Massachusetts	0%	0
Michigan	0%	0
Minnesota	0%	0
Mississippi	0%	0
Missouri	100%	17
Montana	0%	0
Nebraska	0%	0
Nevada	0%	0
New Hampshire	0%	0
New Jersey	0%	0
New Mexico	0%	0

New York	0%	0
North Carolina	0%	0
North Dakota	0%	0
Ohio	0%	0
Oklahoma	0%	0
Oregon	0%	0
Pennsylvania	0%	0
Puerto Rico	0%	0
Rhode Island	0%	0
South Carolina	0%	0
South Dakota	0%	0
Tennessee	0%	0
Texas	0%	0
U.S. Territory	0%	0
Utah	0%	0
Vermont	0%	0
Virginia	0%	0
Washington	0%	0
Washington, DC	0%	0
West Virginia	0%	0
Wisconsin	0%	0
Wyoming	0%	0
TOTAL		17

### Q4 What gender do you identify as?

Answered: 17 Skipped: 0

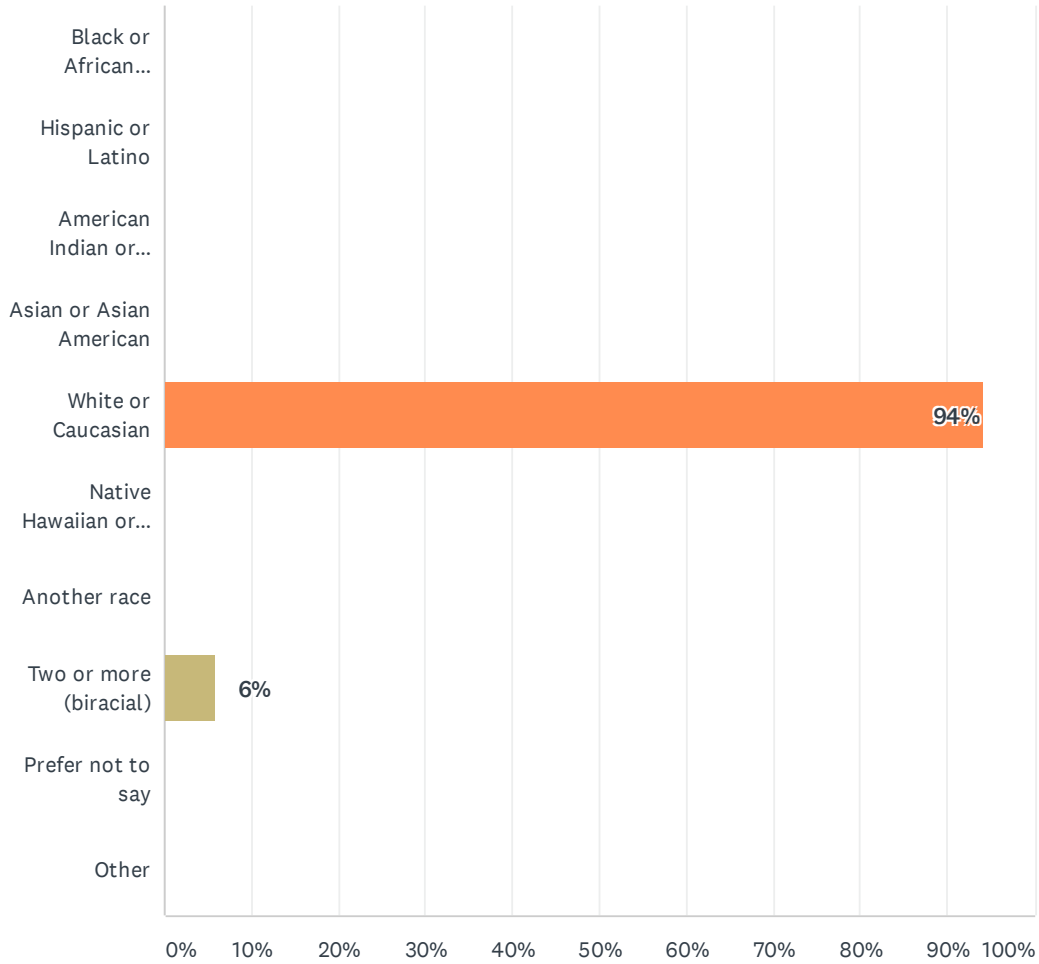


ANSWER CHOICES	RESPONSES	
Female	88%	15
Male	12%	2
Non-binary	0%	0
Prefer not to answer	0%	0
TOTAL		17



### Q5 Please specify your ethnicity.

Answered: 17 Skipped: 0



ANSWER CHOICES	RESPONSES	
Black or African American	0%	0
Hispanic or Latino	0%	0
American Indian or Alaska Native	0%	0
Asian or Asian American	0%	0
White or Caucasian	94%	16
Native Hawaiian or other Pacific Islander	0%	0
Another race	0%	0
Two or more (biracial)	6%	1
Prefer not to say	0%	0
Other	0%	0
<b>TOTAL</b>		<b>17</b>

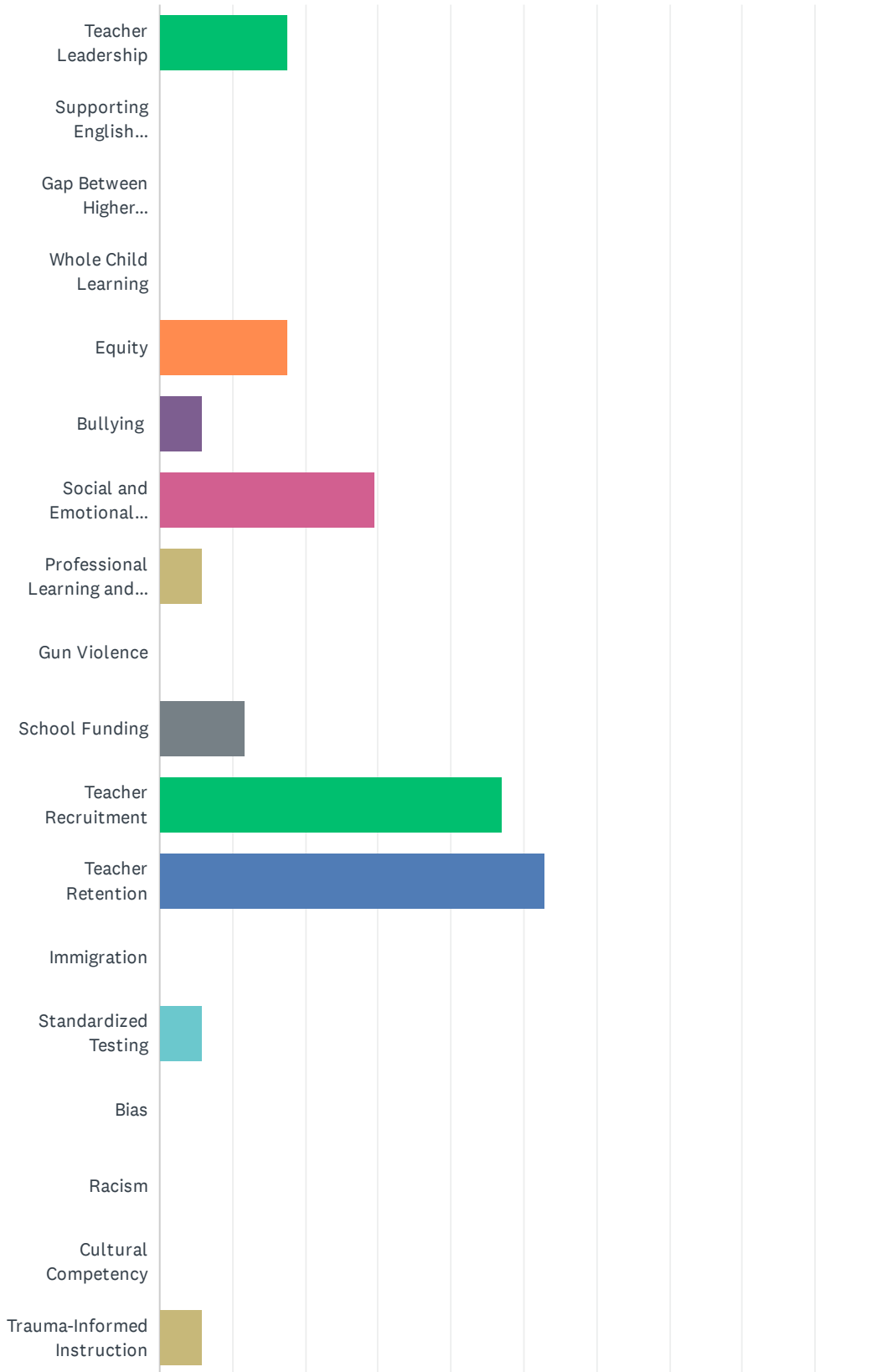
## Q6 Your email address (it will only be used for the purposes of this survey):

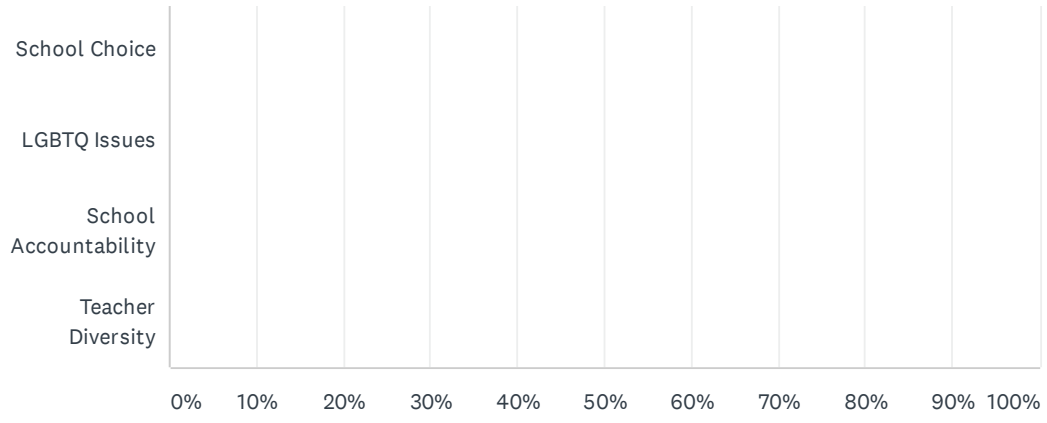
Answered: 16 Skipped: 1

#	RESPONSES	DATE
1	Nmtews@gmail.com	2/11/2020 9:40 PM
2	Rachael.wilcox@fhsdschools.org	2/11/2020 7:25 PM
3	creimann@semo.edu	2/11/2020 6:21 PM
4	karisaboyer@joplinschools.org	2/11/2020 6:09 PM
5	Nanluebbbers@ucityschools.org	2/11/2020 5:40 PM
6	Jklawson@spsmail.com	2/10/2020 5:34 PM
7	npetersen1977@gmail.com	2/10/2020 12:48 PM
8	cholmes@miriamstl.org	2/10/2020 12:46 PM
9	ehart@bsd124.org	2/10/2020 12:42 PM
10	valedarb@gmail.com	2/10/2020 12:35 PM
11	wood@maryviller2.com	2/7/2020 2:03 PM
12	Aruzicka@bayless.k12.mo.us	1/30/2020 8:57 PM
13	dhenggeler@nen.k12.mo.us	1/28/2020 7:45 PM
14	melissagrandel@fordlandschools.org	1/16/2020 11:37 AM
15	jnavarro@wheatonschools.org	1/15/2020 2:34 PM
16	dhenggeler@nen.k12.mo.us	1/15/2020 10:02 AM

# Q7 Please select the top 2 most important issues or practices for teachers and students in your state.

Answered: 17 Skipped: 0





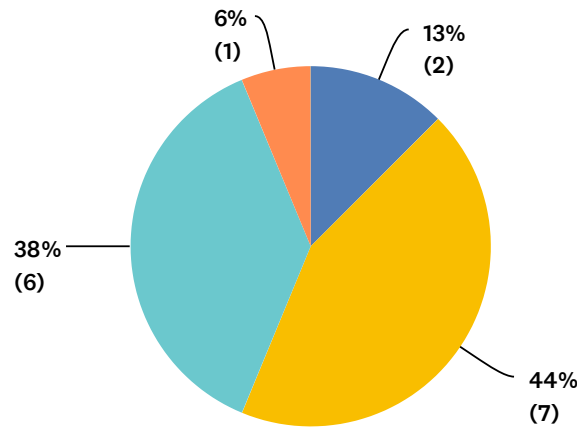
## Q8 What else is important for teachers and students in your state (optional)?

Answered: 9 Skipped: 8

#	RESPONSES	DATE
1	The list above is very comprehensive. I wish I wish I could choose more than two!	2/11/2020 7:27 PM
2	I believe there is a disconnect between rural schools and teachers and urban/suburban schools and teachers, particularly in regard to salary and resources. it seems that rural schools have unique struggles that are often ignored in policy making and funding decisions.	2/10/2020 12:49 PM
3	trauma informed learning	2/10/2020 12:47 PM
4	Recruitment and Retention	2/10/2020 12:36 PM
5	Equity of salaries and programs between rural, urban, and suburban school.	2/7/2020 2:04 PM
6	teacher retention, school funding, equity, and trauma-informed instruction	1/28/2020 7:46 PM
7	Teacher recruitment, college and career readiness, leadership, school culture	1/16/2020 11:37 AM
8	Proper pay for teachers and funding for students.	1/15/2020 2:35 PM
9	Teacher recruitment and trauma-informed faculty--I would also add adequate mental health resources to the list	1/15/2020 10:03 AM

### Q9 Bias negatively affects student learning in my state.

Answered: 16 Skipped: 1

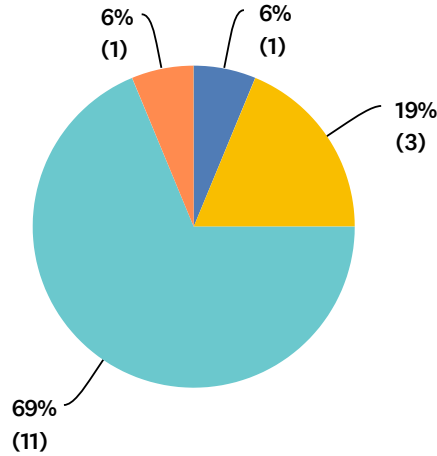


■ Strongly disagree 
 ■ Disagree 
 ■ Neutral 
 ■ Agree 
 ■ Strongly agree

	STRONGLY DISAGREE	DISAGREE	NEUTRAL	AGREE	STRONGLY AGREE	TOTAL	WEIGHTED AVERAGE
(no label)	0% 0	13% 2	44% 7	38% 6	6% 1	16	1.38

# Q10 A lack of cultural competency negatively affects student learning in my state.

Answered: 16 Skipped: 1

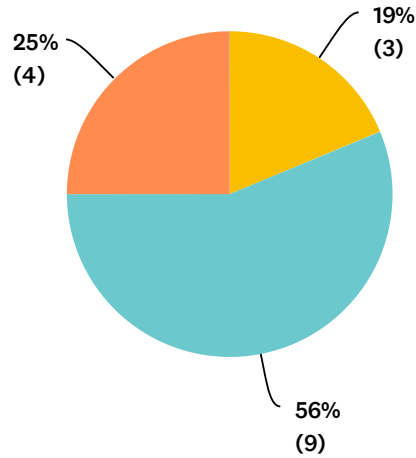


■ Strongly disagree 
 ■ Disagree 
 ■ Neutral 
 ■ Agree 
 ■ Strongly agree

	STRONGLY DISAGREE	DISAGREE	NEUTRAL	AGREE	STRONGLY AGREE	TOTAL	WEIGHTED AVERAGE
(no label)	0% 0	6% 1	19% 3	69% 11	6% 1	16	1.75

# Q11 A lack of teacher leadership negatively affects student learning in my state.

Answered: 16 Skipped: 1



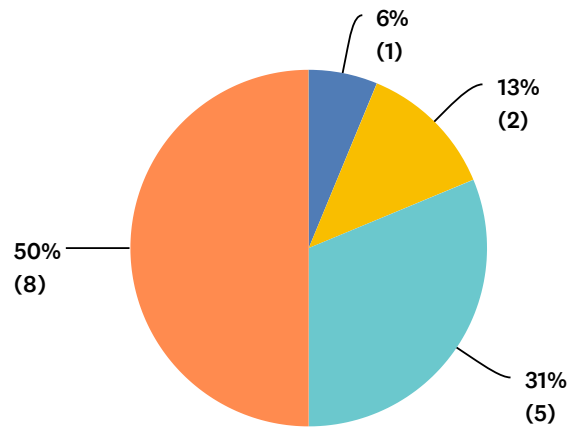
■ Strongly disagree 
 ■ Disagree 
 ■ Neutral 
 ■ Agree 
 ■ Strongly agree

	STRONGLY DISAGREE	DISAGREE	NEUTRAL	AGREE	STRONGLY AGREE	TOTAL	WEIGHTED AVERAGE
(no label)	0% 0	0% 0	19% 3	56% 9	25% 4	16	2.06



### Q12 A lack of equity negatively affects student learning in my state.

Answered: 16 Skipped: 1

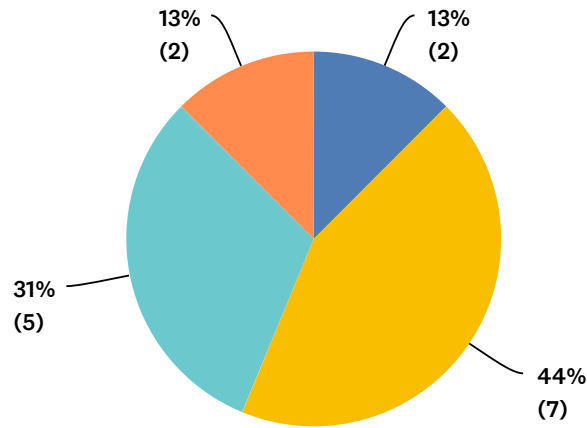


■ Strongly disagree 
 ■ Disagree 
 ■ Neutral 
 ■ Agree 
 ■ Strongly agree

	STRONGLY DISAGREE	DISAGREE	NEUTRAL	AGREE	STRONGLY AGREE	TOTAL	WEIGHTED AVERAGE
(no label)	0% 0	6% 1	13% 2	31% 5	50% 8	16	2.25

### Q13 The gap between Pk12 and higher education negatively affects student learning in my state.

Answered: 16 Skipped: 1

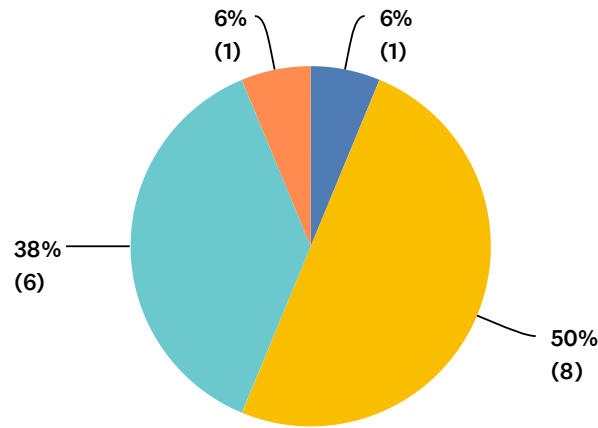


■ Strongly disagree 
 ■ Disagree 
 ■ Neutral 
 ■ Agree 
 ■ Strongly agree

	STRONGLY DISAGREE	DISAGREE	NEUTRAL	AGREE	STRONGLY AGREE	TOTAL	WEIGHTED AVERAGE
(no label)	0% 0	13% 2	44% 7	31% 5	13% 2	16	1.44

### Q14 School accountability negatively affects student learning in my state.

Answered: 16 Skipped: 1

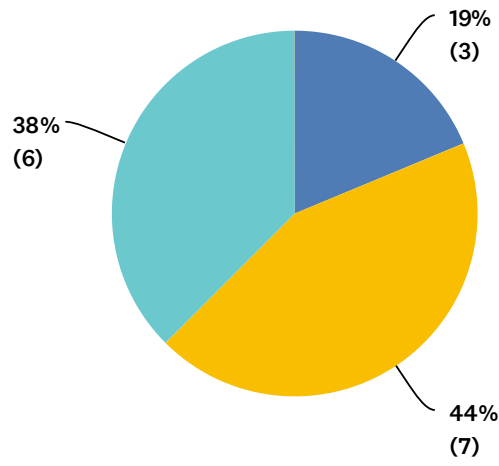


■ Strongly disagree 
 ■ Disagree 
 ■ Neutral 
 ■ Agree 
 ■ Strongly agree

	STRONGLY DISAGREE	DISAGREE	NEUTRAL	AGREE	STRONGLY AGREE	TOTAL	WEIGHTED AVERAGE
(no label)	0% 0	6% 1	50% 8	38% 6	6% 1	16	1.44

### Q15 Gun violence negatively affects student learning in my state.

Answered: 16 Skipped: 1

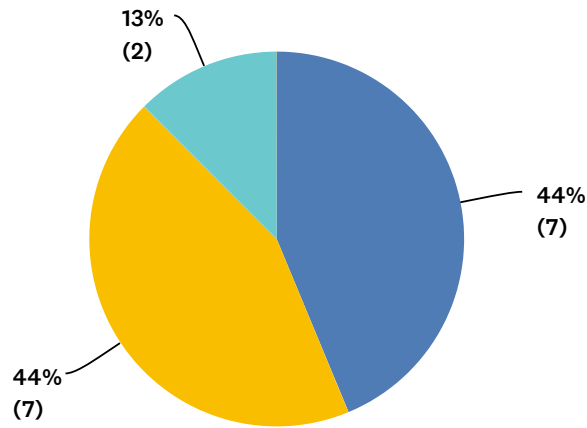


■ Strongly disagree 
 ■ Disagree 
 ■ Neutral 
 ■ Agree 
 ■ Strongly agree

	STRONGLY DISAGREE	DISAGREE	NEUTRAL	AGREE	STRONGLY AGREE	TOTAL	WEIGHTED AVERAGE
(no label)	0% 0	19% 3	44% 7	38% 6	0% 0	16	1.19

### Q16 Immigration negatively affects student learning in my state.

Answered: 16 Skipped: 1

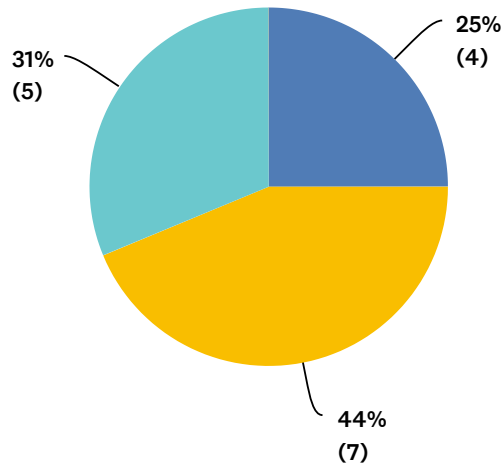


■ Strongly disagree 
 ■ Disagree 
 ■ Neutral 
 ■ Agree 
 ■ Strongly agree

	STRONGLY DISAGREE	DISAGREE	NEUTRAL	AGREE	STRONGLY AGREE	TOTAL	WEIGHTED AVERAGE
(no label)	0% 0	44% 7	44% 7	13% 2	0% 0	16	0.69

# Q17 Bias against LGBTQ students negatively affects student learning in my state.

Answered: 16 Skipped: 1

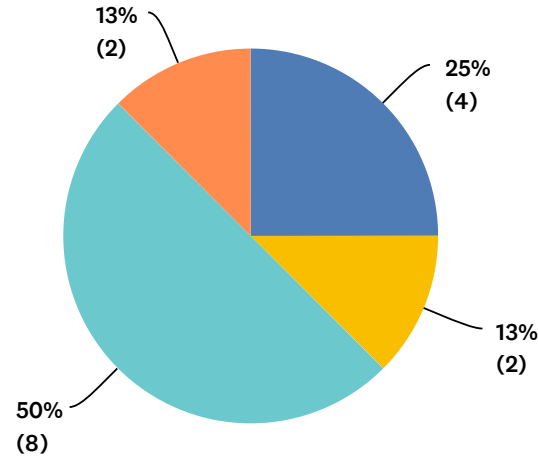


■ Strongly disagree 
 ■ Disagree 
 ■ Neutral 
 ■ Agree 
 ■ Strongly agree

	STRONGLY DISAGREE	DISAGREE	NEUTRAL	AGREE	STRONGLY AGREE	TOTAL	WEIGHTED AVERAGE
(no label)	0% 0	25% 4	44% 7	31% 5	0% 0	16	1.06

# Q18 A lack of effective professional learning and development negatively affects student learning in my state.

Answered: 16 Skipped: 1

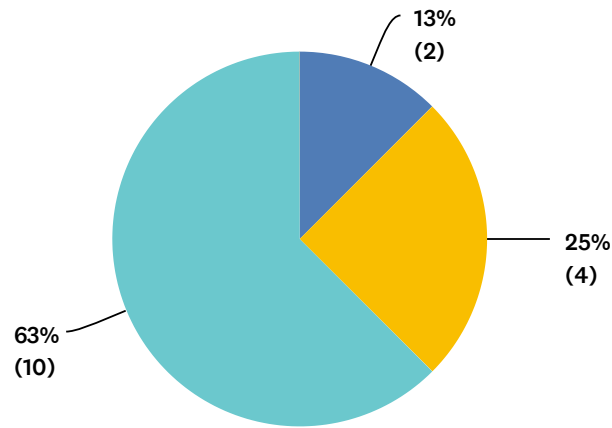


■ Strongly disagree 
 ■ Disagree 
 ■ Neutral 
 ■ Agree 
 ■ Strongly agree

	STRONGLY DISAGREE	DISAGREE	NEUTRAL	AGREE	STRONGLY AGREE	TOTAL	WEIGHTED AVERAGE
(no label)	0% 0	25% 4	13% 2	50% 8	13% 2	16	1.50

### Q19 Racism negatively affects student learning in my state.

Answered: 16 Skipped: 1



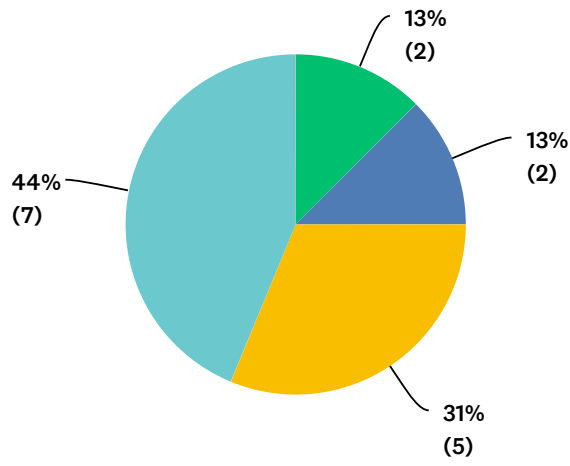
■ Strongly disagree 
 ■ Disagree 
 ■ Neutral 
 ■ Agree 
 ■ Strongly agree

	STRONGLY DISAGREE	DISAGREE	NEUTRAL	AGREE	STRONGLY AGREE	TOTAL	WEIGHTED AVERAGE
(no label)	0% 0	13% 2	25% 4	63% 10	0% 0	16	1.50



# Q20 School choice negatively affects student learning in my state.

Answered: 16 Skipped: 1

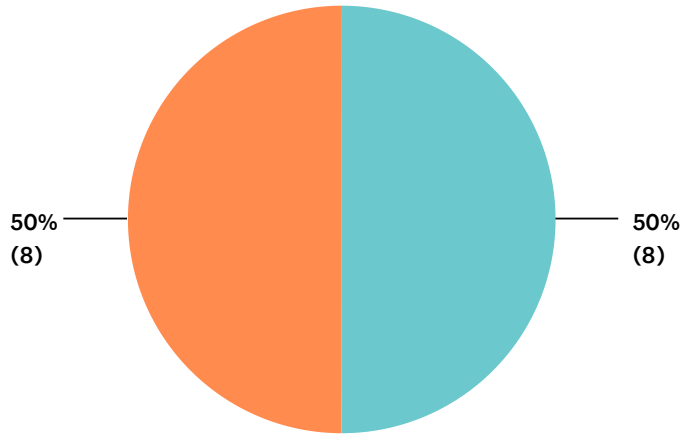


■ Strongly disagree 
 ■ Disagree 
 ■ Neutral 
 ■ Agree 
 ■ Strongly agree

	STRONGLY DISAGREE	DISAGREE	NEUTRAL	AGREE	STRONGLY AGREE	TOTAL	WEIGHTED AVERAGE
(no label)	13% 2	13% 2	31% 5	44% 7	0% 0	16	1.19

# Q21 Disparities in school funding negatively affect student learning in my state.

Answered: 16 Skipped: 1

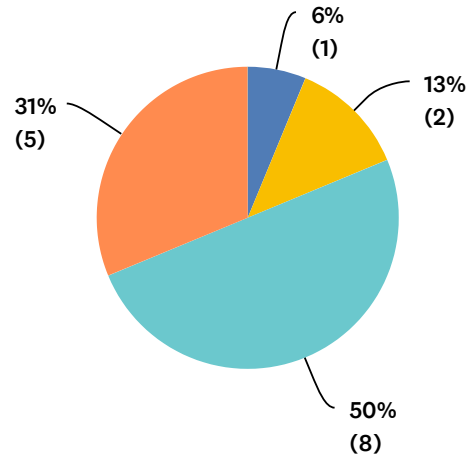


■ Strongly disagree 
 ■ Disagree 
 ■ Neutral 
 ■ Agree 
 ■ Strongly agree

	STRONGLY DISAGREE	DISAGREE	NEUTRAL	AGREE	STRONGLY AGREE	TOTAL	WEIGHTED AVERAGE
(no label)	0% 0	0% 0	0% 0	50% 8	50% 8	16	2.50

## Q22 A lack of social and emotional learning negatively affects student learning in my state.

Answered: 16 Skipped: 1

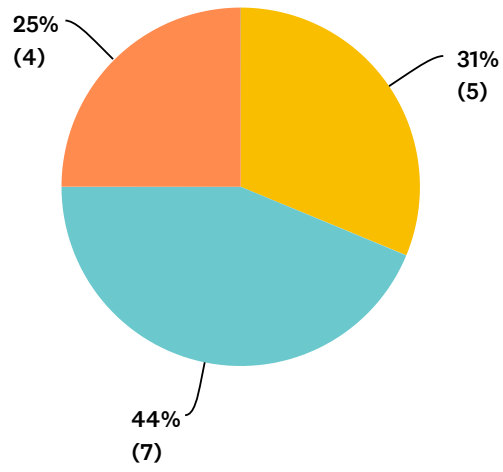


■ Strongly disagree 
 ■ Disagree 
 ■ Neutral 
 ■ Agree 
 ■ Strongly agree

	STRONGLY DISAGREE	DISAGREE	NEUTRAL	AGREE	STRONGLY AGREE	TOTAL	WEIGHTED AVERAGE
(no label)	0% 0	6% 1	13% 2	50% 8	31% 5	16	2.06

# Q23 Standardized testing negatively affects student learning in my state.

Answered: 16 Skipped: 1

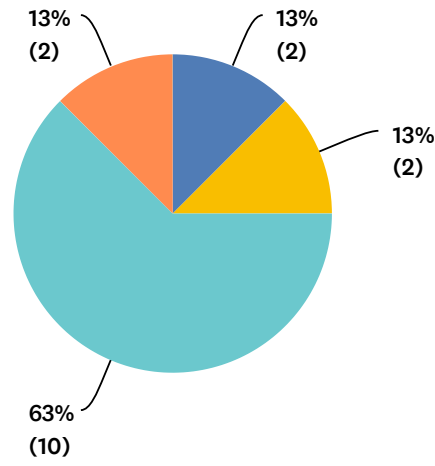


■ Strongly disagree 
 ■ Disagree 
 ■ Neutral 
 ■ Agree 
 ■ Strongly agree

	STRONGLY DISAGREE	DISAGREE	NEUTRAL	AGREE	STRONGLY AGREE	TOTAL	WEIGHTED AVERAGE
(no label)	0% 0	0% 0	31% 5	44% 7	25% 4	16	1.94

## Q24 Student bullying negatively affects student learning in my state.

Answered: 16 Skipped: 1

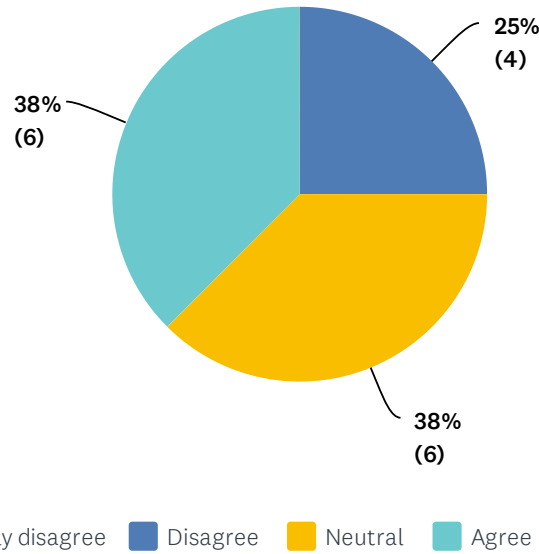


■ Strongly disagree 
 ■ Disagree 
 ■ Neutral 
 ■ Agree 
 ■ Strongly agree

	STRONGLY DISAGREE	DISAGREE	NEUTRAL	AGREE	STRONGLY AGREE	TOTAL	WEIGHTED AVERAGE
(no label)	0% 0	13% 2	13% 2	63% 10	13% 2	16	1.75

## Q25 A lack of supports for English Language Learners negatively affects student learning in my state.

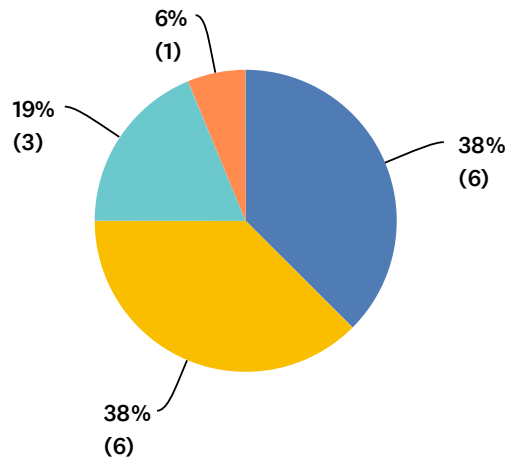
Answered: 16 Skipped: 1



	STRONGLY DISAGREE	DISAGREE	NEUTRAL	AGREE	STRONGLY AGREE	TOTAL	WEIGHTED AVERAGE
(no label)	0% 0	25% 4	38% 6	38% 6	0% 0	16	1.13

### Q26 Teacher bullying negatively affects student learning in my state.

Answered: 16 Skipped: 1

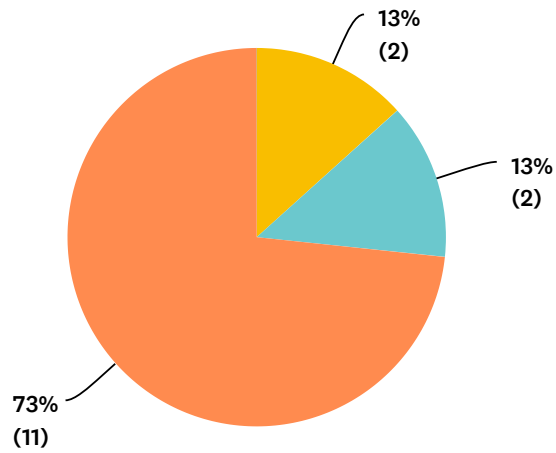


■ Strongly disagree 
 ■ Disagree 
 ■ Neutral 
 ■ Agree 
 ■ Strongly agree

	STRONGLY DISAGREE	DISAGREE	NEUTRAL	AGREE	STRONGLY AGREE	TOTAL	WEIGHTED AVERAGE
(no label)	0% 0	38% 6	38% 6	19% 3	6% 1	16	0.94

# Q27 Teacher recruitment negatively affects student learning in my state.

Answered: 15 Skipped: 2



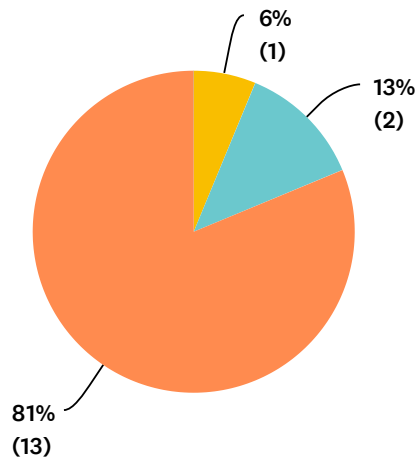
■ Strongly disagree 
 ■ Disagree 
 ■ Neutral 
 ■ Agree 
 ■ Strongly agree

	STRONGLY DISAGREE	DISAGREE	NEUTRAL	AGREE	STRONGLY AGREE	TOTAL	WEIGHTED AVERAGE
(no label)	0% 0	0% 0	13% 2	13% 2	73% 11	15	2.60



# Q28 Teacher retention negatively affects student learning in my state.

Answered: 16 Skipped: 1

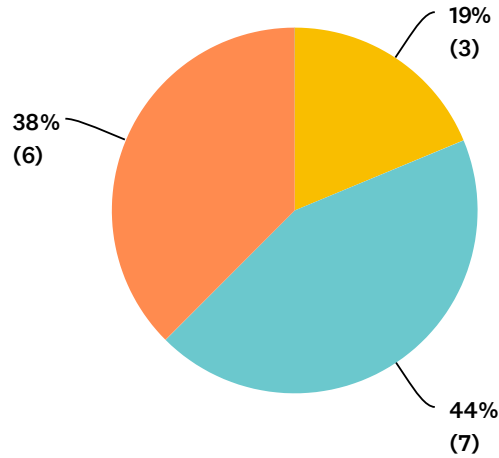


■ Strongly disagree 
 ■ Disagree 
 ■ Neutral 
 ■ Agree 
 ■ Strongly agree

	STRONGLY DISAGREE	DISAGREE	NEUTRAL	AGREE	STRONGLY AGREE	TOTAL	WEIGHTED AVERAGE
(no label)	0% 0	0% 0	6% 1	13% 2	81% 13	16	2.75

## Q29 A lack of trauma-informed instruction negatively affects student learning in my state.

Answered: 16 Skipped: 1

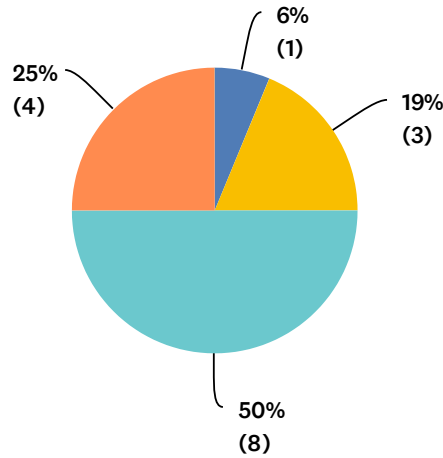


■ Strongly disagree 
 ■ Disagree 
 ■ Neutral 
 ■ Agree 
 ■ Strongly agree

	STRONGLY DISAGREE	DISAGREE	NEUTRAL	AGREE	STRONGLY AGREE	TOTAL	WEIGHTED AVERAGE
(no label)	0% 0	0% 0	19% 3	44% 7	38% 6	16	2.19

### Q30 A lack of teacher diversity negatively affects student learning in my state.

Answered: 16 Skipped: 1



■ Strongly disagree 
 ■ Disagree 
 ■ Neutral 
 ■ Agree 
 ■ Strongly agree

	STRONGLY DISAGREE	DISAGREE	NEUTRAL	AGREE	STRONGLY AGREE	TOTAL	WEIGHTED AVERAGE
(no label)	0% 0	6% 1	19% 3	50% 8	25% 4	16	1.94

## Q31 Feedback (optional):

Answered: 2 Skipped: 15

#	RESPONSES	DATE
1	I have out of the classroom for 17 years. I have been working at the Regional Professional Development Center as an educational consultant.	2/11/2020 6:27 PM
2	I marked "Agree" or "Strongly Agree" for most of the responses. But I believe some require a "Super Duper Strongly Agree," or a "Most Importantly Agree" responses. The lack of available teachers and the difficulty in keeping teachers is most problematic, along with an obsession with content over skills.	2/10/2020 1:01 PM