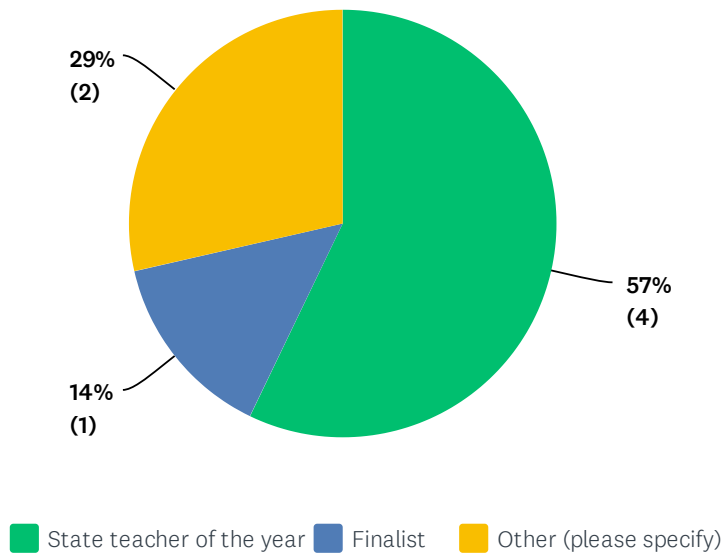


# Q1 Are you a state teacher of the year or a finalist?

Answered: 7 Skipped: 0



ANSWER CHOICES	RESPONSES
State teacher of the year	57% 4
Finalist	14% 1
Other (please specify)	29% 2
<b>TOTAL</b>	<b>7</b>

#	OTHER (PLEASE SPECIFY)	DATE
1	Semifinalist	1/30/2020 8:34 PM
2	Semi-finalist	1/30/2020 8:03 PM

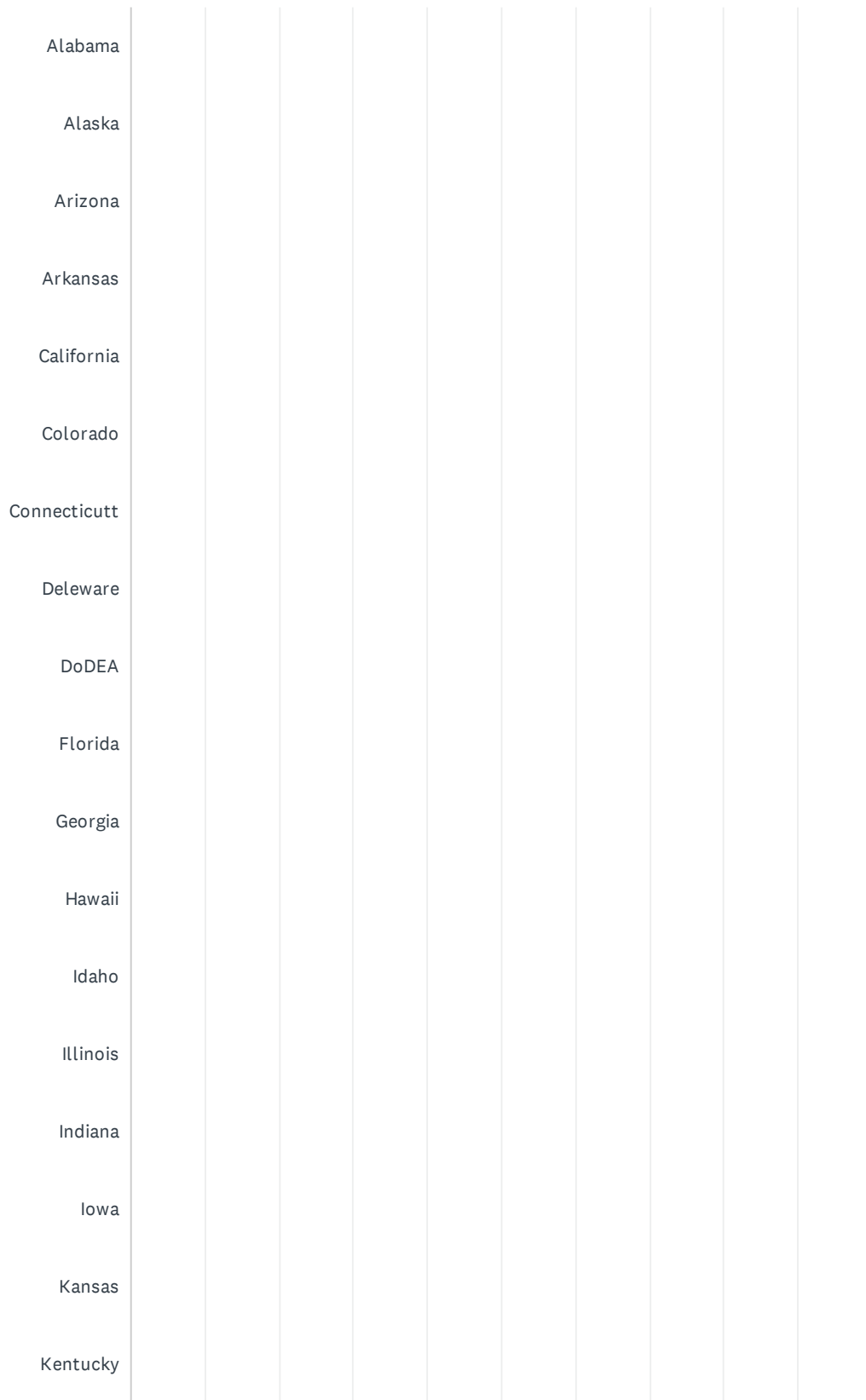
## Q2 In what year?

Answered: 7 Skipped: 0

#	RESPONSES	DATE
1	2019	2/10/2020 12:55 PM
2	2018	2/7/2020 12:33 PM
3	2018	2/3/2020 12:50 AM
4	2019	1/30/2020 8:34 PM
5	2016-217	1/30/2020 8:03 PM
6	2020	1/30/2020 3:46 PM
7	2016	1/29/2020 6:48 PM

### Q3 In which state were you recognized as a state teacher of the year or finalist?

Answered: 7 Skipped: 0





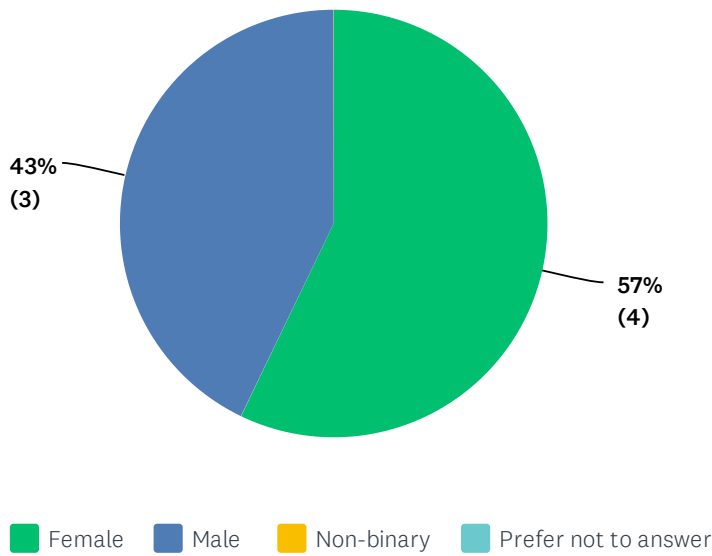


ANSWER CHOICES	RESPONSES	
Alabama	0%	0
Alaska	0%	0
Arizona	0%	0
Arkansas	0%	0
California	0%	0
Colorado	0%	0
Connecticut	0%	0
Deleware	0%	0
DoDEA	0%	0
Florida	0%	0
Georgia	0%	0
Hawaii	0%	0
Idaho	0%	0
Illinois	0%	0
Indiana	0%	0
Iowa	0%	0
Kansas	0%	0
Kentucky	0%	0
Louisiana	100%	7
Maine	0%	0
Maryland	0%	0
Massachusetts	0%	0
Michigan	0%	0
Minnesota	0%	0
Mississippi	0%	0
Missouri	0%	0
Montana	0%	0
Nebraska	0%	0
Nevada	0%	0
New Hampshire	0%	0
New Jersey	0%	0
New Mexico	0%	0

New York	0%	0
North Carolina	0%	0
North Dakota	0%	0
Ohio	0%	0
Oklahoma	0%	0
Oregon	0%	0
Pennsylvania	0%	0
Puerto Rico	0%	0
Rhode Island	0%	0
South Carolina	0%	0
South Dakota	0%	0
Tennessee	0%	0
Texas	0%	0
U.S. Territory	0%	0
Utah	0%	0
Vermont	0%	0
Virginia	0%	0
Washington	0%	0
Washington, DC	0%	0
West Virginia	0%	0
Wisconsin	0%	0
Wyoming	0%	0
TOTAL		7

### Q4 What gender do you identify as?

Answered: 7 Skipped: 0

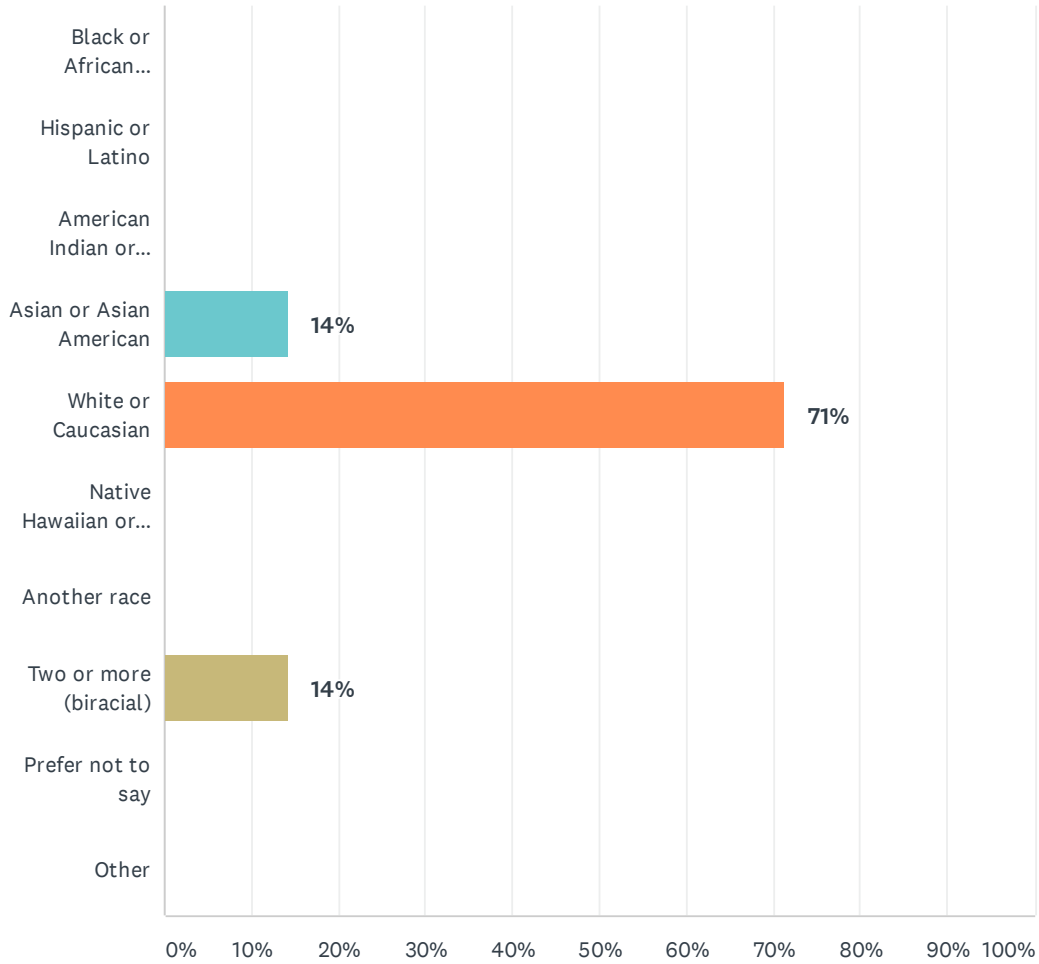


ANSWER CHOICES	RESPONSES	
Female	57%	4
Male	43%	3
Non-binary	0%	0
Prefer not to answer	0%	0
TOTAL		7



### Q5 Please specify your ethnicity.

Answered: 7 Skipped: 0



ANSWER CHOICES	RESPONSES	
Black or African American	0%	0
Hispanic or Latino	0%	0
American Indian or Alaska Native	0%	0
Asian or Asian American	14%	1
White or Caucasian	71%	5
Native Hawaiian or other Pacific Islander	0%	0
Another race	0%	0
Two or more (biracial)	14%	1
Prefer not to say	0%	0
Other	0%	0
<b>TOTAL</b>		<b>7</b>

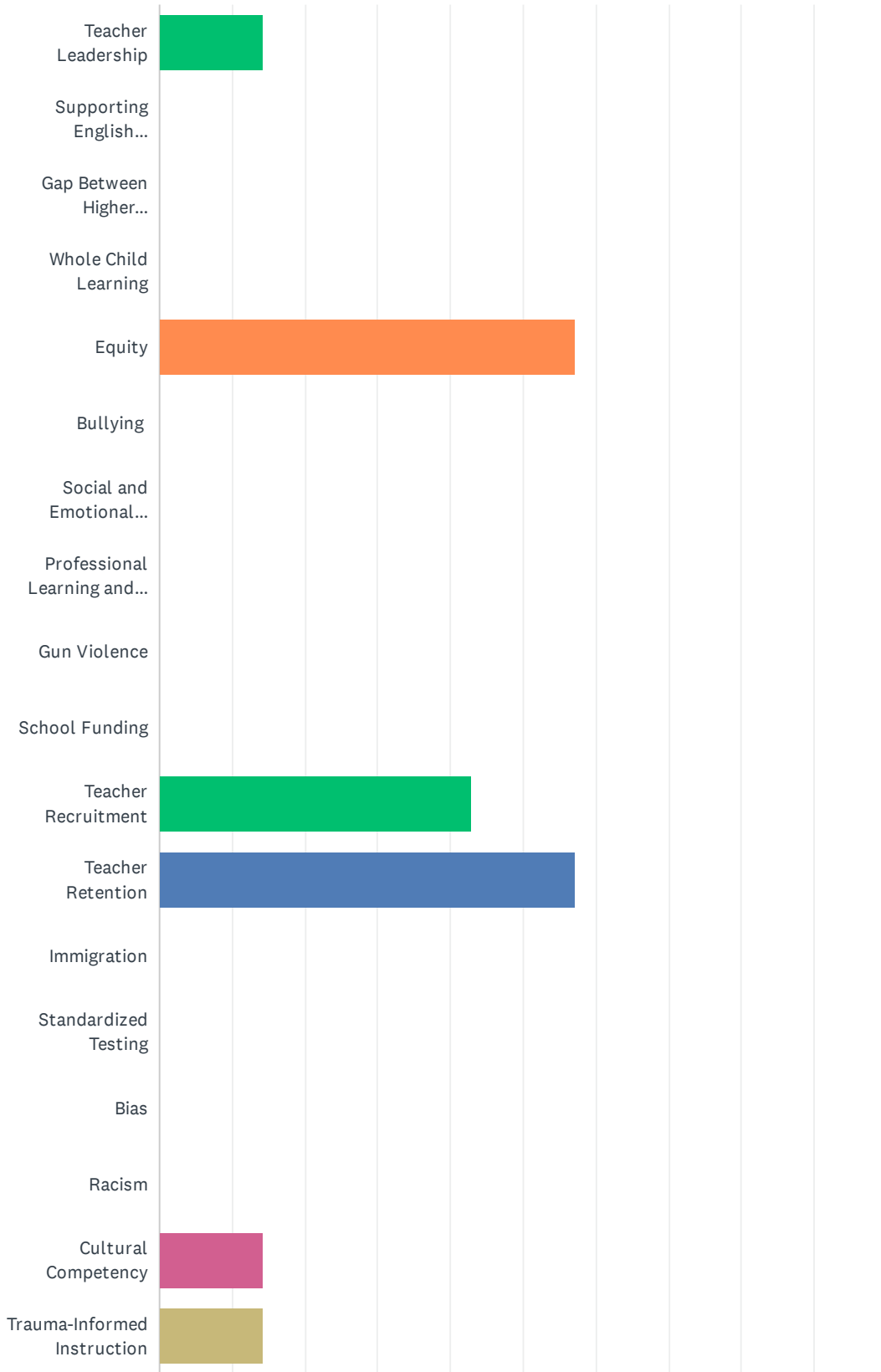
## Q6 Your email address (it will only be used for the purposes of this survey):

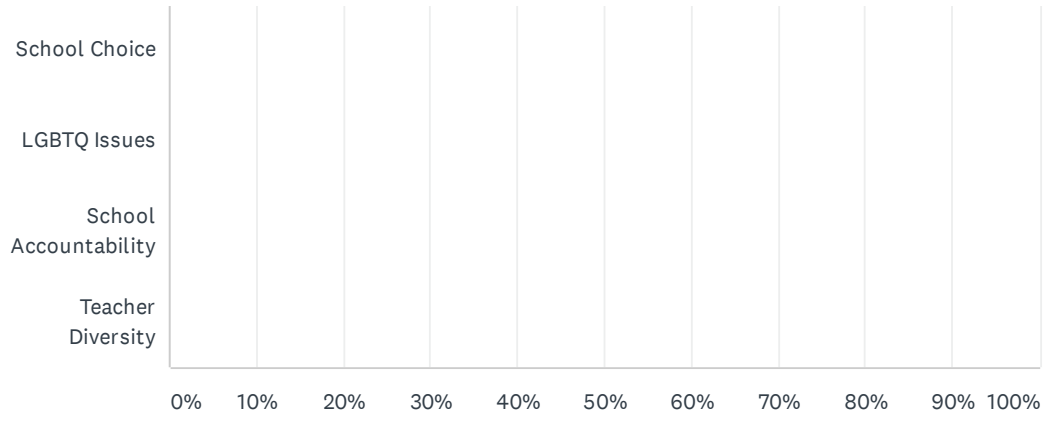
Answered: 7 Skipped: 0

#	RESPONSES	DATE
1	Spencer.kiper@gmail.com	2/10/2020 12:55 PM
2	kimberly.eckert@wbrschools.net	2/7/2020 12:33 PM
3	joshuaebi@gmail.com	2/3/2020 12:50 AM
4	Scarlett.walker@desotopsb.com	1/30/2020 8:34 PM
5	Nicole.harvey@zacharyschools.org	1/30/2020 8:03 PM
6	Chrisdier3@gmail.com	1/30/2020 3:46 PM
7	kstomps@aol.com	1/29/2020 6:48 PM

# Q7 Please select the top 2 most important issues or practices for teachers and students in your state.

Answered: 7 Skipped: 0





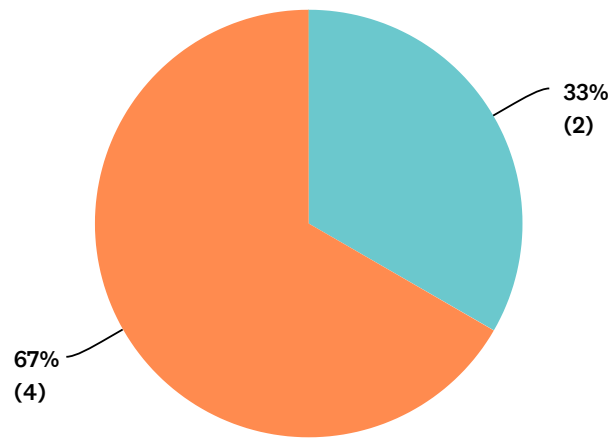
## Q8 What else is important for teachers and students in your state (optional)?

Answered: 5 Skipped: 2

#	RESPONSES	DATE
1	The whole list above! Sometimes, teachers may not be aware that certain issues are root causes to larger problems they see. We focus on the disease and not the symptoms.	2/7/2020 12:34 PM
2	teaching gap/remedial skills teacher salary teachers' content knowledge parent support in learning for students	2/3/2020 12:52 AM
3	Part of teacher recruitment is diversity of recruitment.	1/30/2020 8:05 PM
4	Every issue mentioned in the above question is important for teachers and students in our state.	1/30/2020 3:47 PM
5	Cultural Competency	1/29/2020 6:50 PM

### Q9 Bias negatively affects student learning in my state.

Answered: 6 Skipped: 1

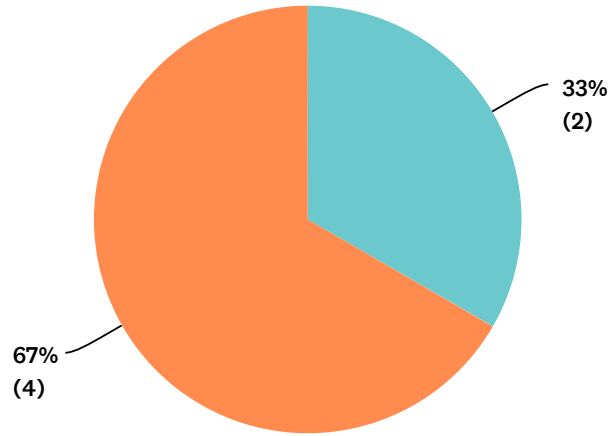


■ Strongly disagree 
 ■ Disagree 
 ■ Neutral 
 ■ Agree 
 ■ Strongly agree

	STRONGLY DISAGREE	DISAGREE	NEUTRAL	AGREE	STRONGLY AGREE	TOTAL	WEIGHTED AVERAGE
(no label)	0% 0	0% 0	0% 0	33% 2	67% 4	6	2.67

# Q10 A lack of cultural competency negatively affects student learning in my state.

Answered: 6 Skipped: 1

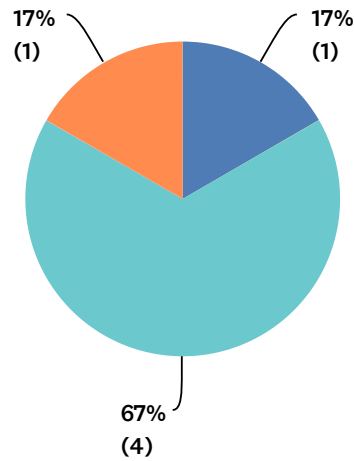


■ Strongly disagree 
 ■ Disagree 
 ■ Neutral 
 ■ Agree 
 ■ Strongly agree

	STRONGLY DISAGREE	DISAGREE	NEUTRAL	AGREE	STRONGLY AGREE	TOTAL	WEIGHTED AVERAGE
(no label)	0% 0	0% 0	0% 0	33% 2	67% 4	6	2.67

# Q11 A lack of teacher leadership negatively affects student learning in my state.

Answered: 6 Skipped: 1



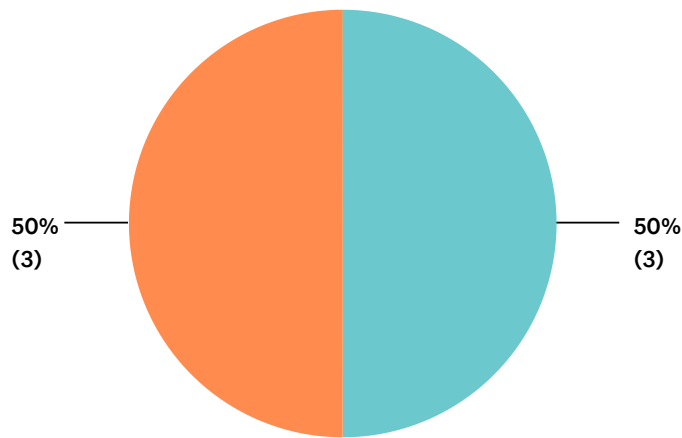
■ Strongly disagree 
 ■ Disagree 
 ■ Neutral 
 ■ Agree 
 ■ Strongly agree

	STRONGLY DISAGREE	DISAGREE	NEUTRAL	AGREE	STRONGLY AGREE	TOTAL	WEIGHTED AVERAGE
(no label)	0% 0	17% 1	0% 0	67% 4	17% 1	6	1.83



### Q12 A lack of equity negatively affects student learning in my state.

Answered: 6 Skipped: 1

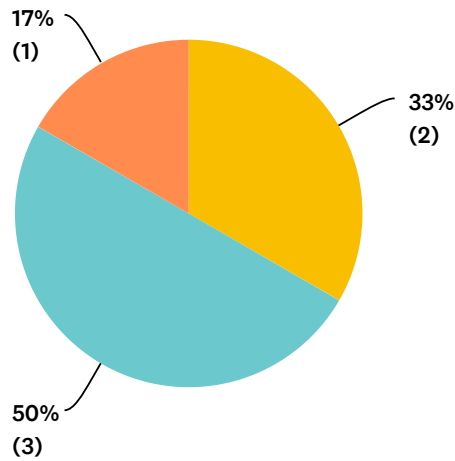


■ Strongly disagree 
 ■ Disagree 
 ■ Neutral 
 ■ Agree 
 ■ Strongly agree

	STRONGLY DISAGREE	DISAGREE	NEUTRAL	AGREE	STRONGLY AGREE	TOTAL	WEIGHTED AVERAGE
(no label)	0% 0	0% 0	0% 0	50% 3	50% 3	6	2.50

### Q13 The gap between Pk12 and higher education negatively affects student learning in my state.

Answered: 6 Skipped: 1

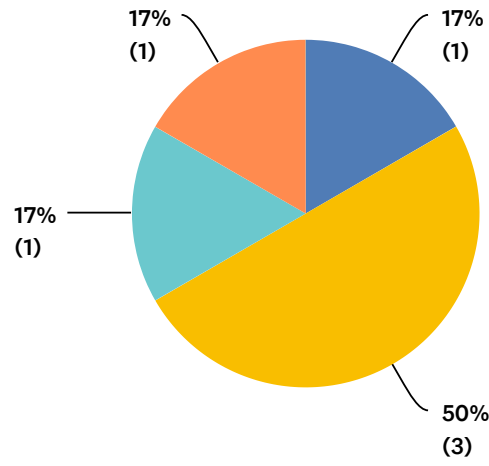


■ Strongly disagree 
 ■ Disagree 
 ■ Neutral 
 ■ Agree 
 ■ Strongly agree

	STRONGLY DISAGREE	DISAGREE	NEUTRAL	AGREE	STRONGLY AGREE	TOTAL	WEIGHTED AVERAGE
(no label)	0% 0	0% 0	33% 2	50% 3	17% 1	6	1.83

### Q14 School accountability negatively affects student learning in my state.

Answered: 6 Skipped: 1

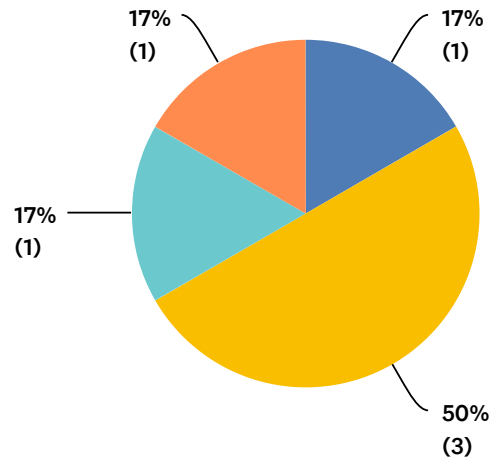


■ Strongly disagree 
 ■ Disagree 
 ■ Neutral 
 ■ Agree 
 ■ Strongly agree

	STRONGLY DISAGREE	DISAGREE	NEUTRAL	AGREE	STRONGLY AGREE	TOTAL	WEIGHTED AVERAGE
(no label)	0% 0	17% 1	50% 3	17% 1	17% 1	6	1.33

### Q15 Gun violence negatively affects student learning in my state.

Answered: 6 Skipped: 1

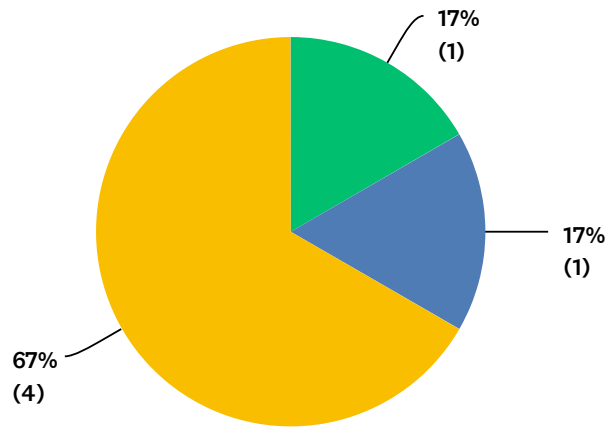


■ Strongly disagree 
 ■ Disagree 
 ■ Neutral 
 ■ Agree 
 ■ Strongly agree

	STRONGLY DISAGREE	DISAGREE	NEUTRAL	AGREE	STRONGLY AGREE	TOTAL	WEIGHTED AVERAGE
(no label)	0% 0	17% 1	50% 3	17% 1	17% 1	6	1.33

### Q16 Immigration negatively affects student learning in my state.

Answered: 6 Skipped: 1

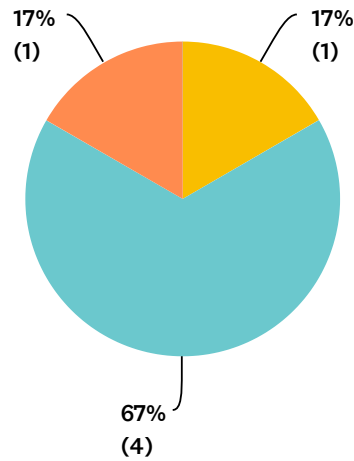


■ Strongly disagree 
 ■ Disagree 
 ■ Neutral 
 ■ Agree 
 ■ Strongly agree

	STRONGLY DISAGREE	DISAGREE	NEUTRAL	AGREE	STRONGLY AGREE	TOTAL	WEIGHTED AVERAGE
(no label)	17% 1	17% 1	67% 4	0% 0	0% 0	6	0.67

# Q17 Bias against LGBTQ students negatively affects student learning in my state.

Answered: 6 Skipped: 1

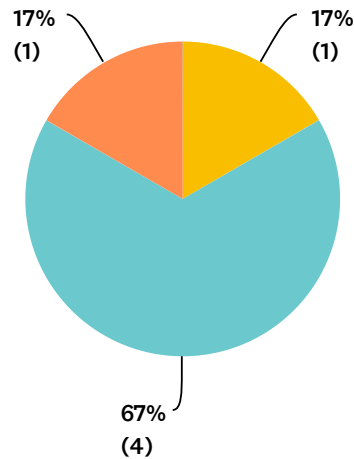


■ Strongly disagree 
 ■ Disagree 
 ■ Neutral 
 ■ Agree 
 ■ Strongly agree

	STRONGLY DISAGREE	DISAGREE	NEUTRAL	AGREE	STRONGLY AGREE	TOTAL	WEIGHTED AVERAGE
(no label)	0% 0	0% 0	17% 1	67% 4	17% 1	6	2.00

### Q18 A lack of effective professional learning and development negatively affects student learning in my state.

Answered: 6 Skipped: 1

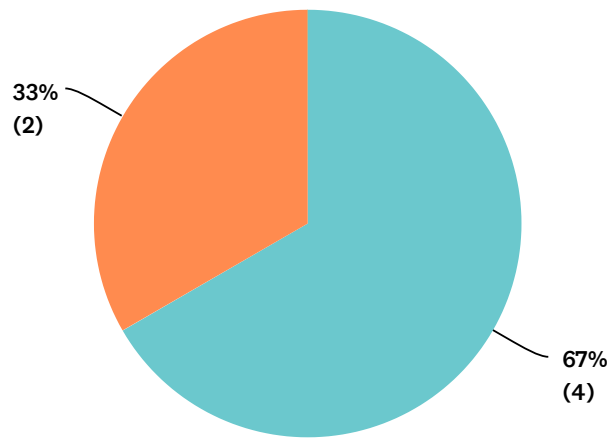


■ Strongly disagree 
 ■ Disagree 
 ■ Neutral 
 ■ Agree 
 ■ Strongly agree

	STRONGLY DISAGREE	DISAGREE	NEUTRAL	AGREE	STRONGLY AGREE	TOTAL	WEIGHTED AVERAGE
(no label)	0% 0	0% 0	17% 1	67% 4	17% 1	6	2.00

### Q19 Racism negatively affects student learning in my state.

Answered: 6 Skipped: 1



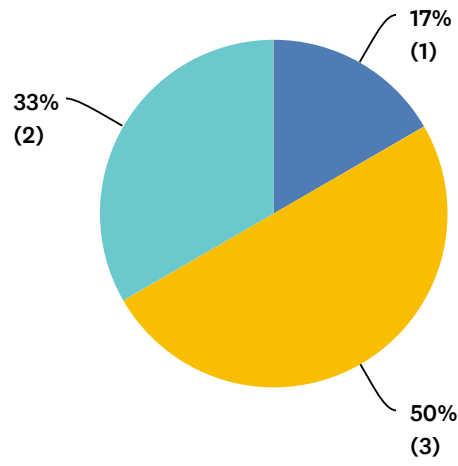
■ Strongly disagree 
 ■ Disagree 
 ■ Neutral 
 ■ Agree 
 ■ Strongly agree

	STRONGLY DISAGREE	DISAGREE	NEUTRAL	AGREE	STRONGLY AGREE	TOTAL	WEIGHTED AVERAGE
(no label)	0% 0	0% 0	0% 0	67% 4	33% 2	6	2.33



## Q20 School choice negatively affects student learning in my state.

Answered: 6 Skipped: 1

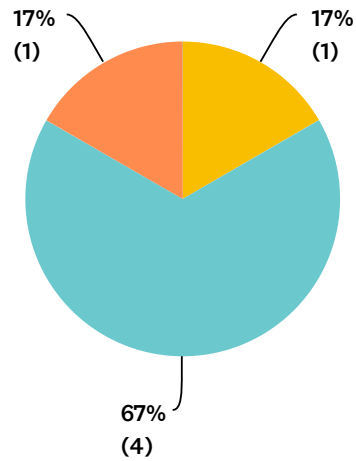


■ Strongly disagree 
 ■ Disagree 
 ■ Neutral 
 ■ Agree 
 ■ Strongly agree

	STRONGLY DISAGREE	DISAGREE	NEUTRAL	AGREE	STRONGLY AGREE	TOTAL	WEIGHTED AVERAGE
(no label)	0% 0	17% 1	50% 3	33% 2	0% 0	6	1.17

# Q21 Disparities in school funding negatively affect student learning in my state.

Answered: 6 Skipped: 1

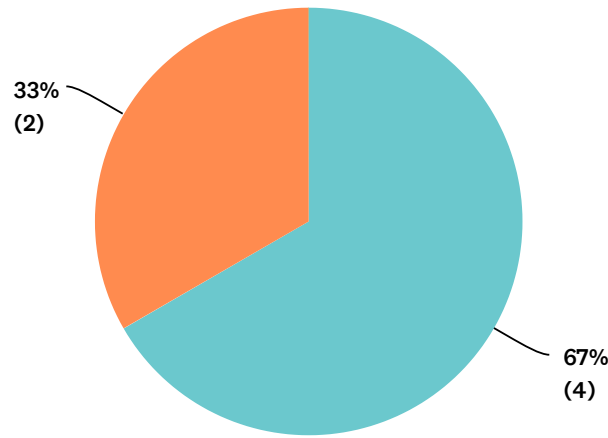


■ Strongly disagree 
 ■ Disagree 
 ■ Neutral 
 ■ Agree 
 ■ Strongly agree

	STRONGLY DISAGREE	DISAGREE	NEUTRAL	AGREE	STRONGLY AGREE	TOTAL	WEIGHTED AVERAGE
(no label)	0% 0	0% 0	17% 1	67% 4	17% 1	6	2.00

## Q22 A lack of social and emotional learning negatively affects student learning in my state.

Answered: 6 Skipped: 1

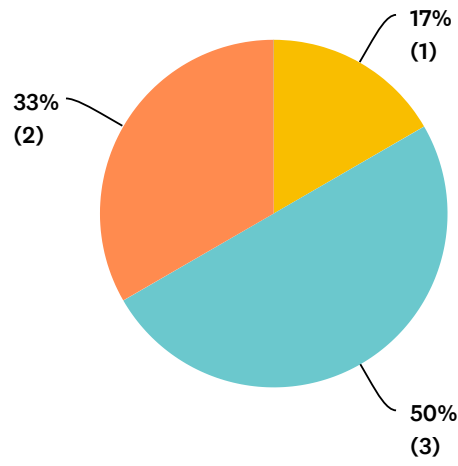


■ Strongly disagree 
 ■ Disagree 
 ■ Neutral 
 ■ Agree 
 ■ Strongly agree

	STRONGLY DISAGREE	DISAGREE	NEUTRAL	AGREE	STRONGLY AGREE	TOTAL	WEIGHTED AVERAGE
(no label)	0% 0	0% 0	0% 0	67% 4	33% 2	6	2.33

# Q23 Standardized testing negatively affects student learning in my state.

Answered: 6 Skipped: 1

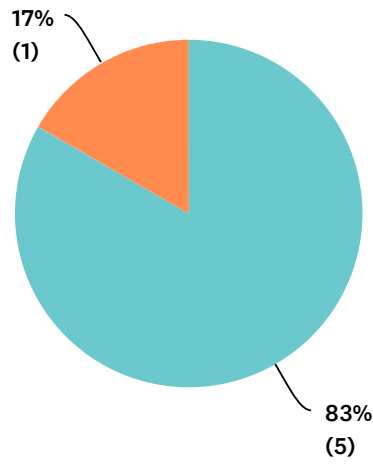


■ Strongly disagree 
 ■ Disagree 
 ■ Neutral 
 ■ Agree 
 ■ Strongly agree

	STRONGLY DISAGREE	DISAGREE	NEUTRAL	AGREE	STRONGLY AGREE	TOTAL	WEIGHTED AVERAGE
(no label)	0% 0	0% 0	17% 1	50% 3	33% 2	6	2.17

## Q24 Student bullying negatively affects student learning in my state.

Answered: 6 Skipped: 1

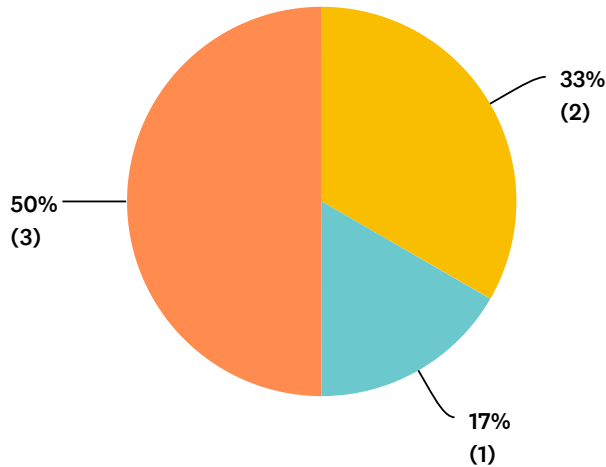


■ Strongly disagree 
 ■ Disagree 
 ■ Neutral 
 ■ Agree 
 ■ Strongly agree

	STRONGLY DISAGREE	DISAGREE	NEUTRAL	AGREE	STRONGLY AGREE	TOTAL	WEIGHTED AVERAGE
(no label)	0% 0	0% 0	0% 0	83% 5	17% 1	6	2.17

## Q25 A lack of supports for English Language Learners negatively affects student learning in my state.

Answered: 6 Skipped: 1

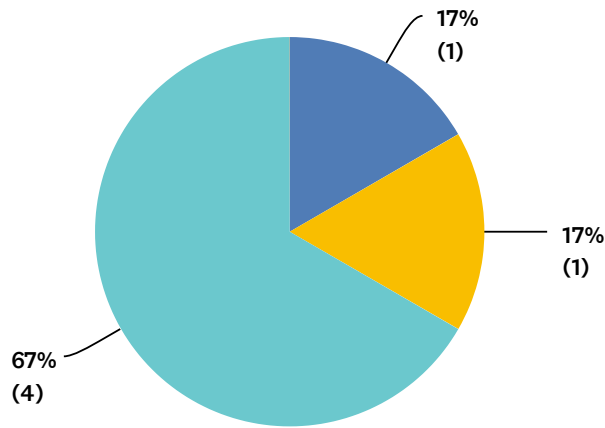


■ Strongly disagree 
 ■ Disagree 
 ■ Neutral 
 ■ Agree 
 ■ Strongly agree

	STRONGLY DISAGREE	DISAGREE	NEUTRAL	AGREE	STRONGLY AGREE	TOTAL	WEIGHTED AVERAGE
(no label)	0% 0	0% 0	33% 2	17% 1	50% 3	6	2.17

### Q26 Teacher bullying negatively affects student learning in my state.

Answered: 6 Skipped: 1

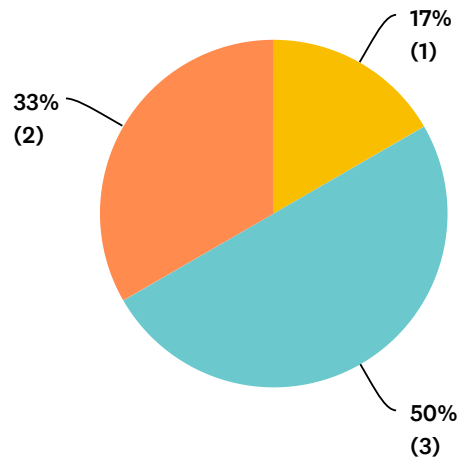


■ Strongly disagree 
 ■ Disagree 
 ■ Neutral 
 ■ Agree 
 ■ Strongly agree

	STRONGLY DISAGREE	DISAGREE	NEUTRAL	AGREE	STRONGLY AGREE	TOTAL	WEIGHTED AVERAGE
(no label)	0% 0	17% 1	17% 1	67% 4	0% 0	6	1.50

## Q27 Teacher recruitment negatively affects student learning in my state.

Answered: 6 Skipped: 1



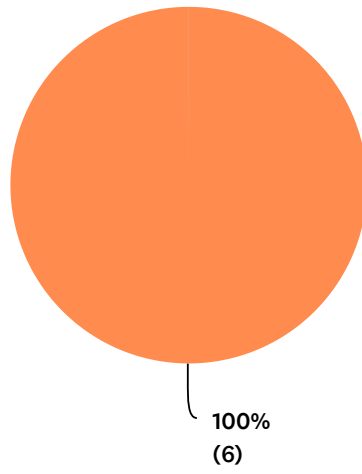
■ Strongly disagree 
 ■ Disagree 
 ■ Neutral 
 ■ Agree 
 ■ Strongly agree

	STRONGLY DISAGREE	DISAGREE	NEUTRAL	AGREE	STRONGLY AGREE	TOTAL	WEIGHTED AVERAGE
(no label)	0% 0	0% 0	17% 1	50% 3	33% 2	6	2.17



# Q28 Teacher retention negatively affects student learning in my state.

Answered: 6 Skipped: 1

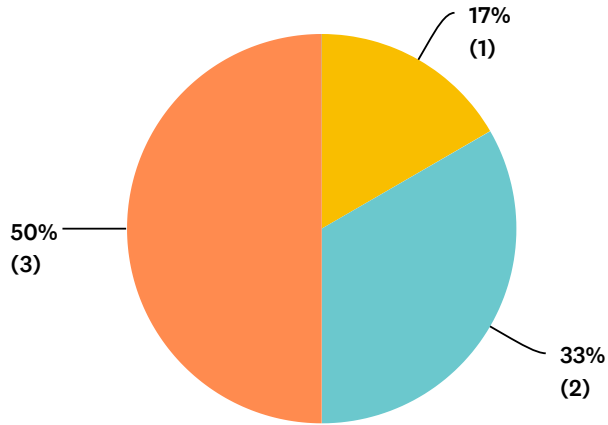


■ Strongly disagree 
 ■ Disagree 
 ■ Neutral 
 ■ Agree 
 ■ Strongly agree

	STRONGLY DISAGREE	DISAGREE	NEUTRAL	AGREE	STRONGLY AGREE	TOTAL	WEIGHTED AVERAGE
(no label)	0% 0	0% 0	0% 0	0% 0	100% 6	6	3.00

## Q29 A lack of trauma-informed instruction negatively affects student learning in my state.

Answered: 6 Skipped: 1

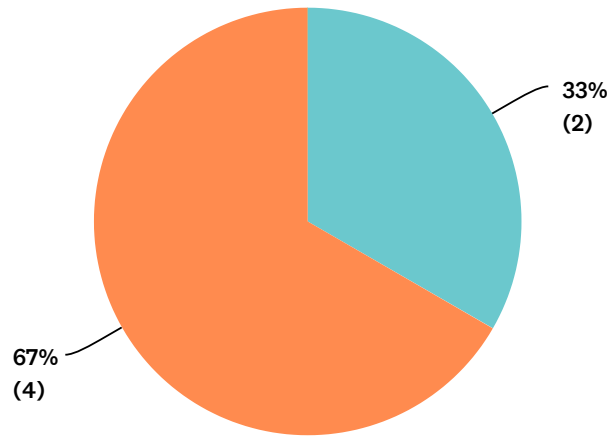


■ Strongly disagree 
 ■ Disagree 
 ■ Neutral 
 ■ Agree 
 ■ Strongly agree

	STRONGLY DISAGREE	DISAGREE	NEUTRAL	AGREE	STRONGLY AGREE	TOTAL	WEIGHTED AVERAGE
(no label)	0% 0	0% 0	17% 1	33% 2	50% 3	6	2.33

### Q30 A lack of teacher diversity negatively affects student learning in my state.

Answered: 6 Skipped: 1



■ Strongly disagree 
 ■ Disagree 
 ■ Neutral 
 ■ Agree 
 ■ Strongly agree

	STRONGLY DISAGREE	DISAGREE	NEUTRAL	AGREE	STRONGLY AGREE	TOTAL	WEIGHTED AVERAGE
(no label)	0% 0	0% 0	0% 0	33% 2	67% 4	6	2.67

### Q31 Feedback (optional):

Answered: 1 Skipped: 6

#	RESPONSES	DATE
1	I'm not sure about the wording and meaning of question 16- immigration. Is this referring to bias against immigrants? If so, my answer is that I strongly agree that the bias negatively impacts student learning.	1/29/2020 7:03 PM