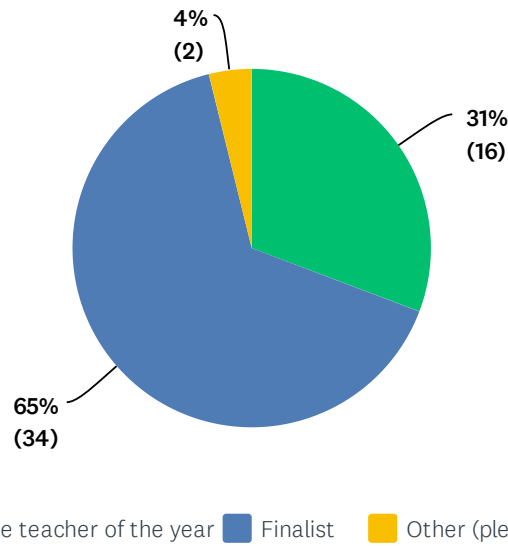


Q1 Are you a state teacher of the year or a finalist?

Answered: 52 Skipped: 0



ANSWER CHOICES	RESPONSES	
State teacher of the year	31%	16
Finalist	65%	34
Other (please specify)	4%	2
TOTAL		52

#	OTHER (PLEASE SPECIFY)	DATE
1	Early State Career Educator	2/13/2020 9:49 PM
2	Outstanding Early Career Educator	2/10/2020 9:08 PM

Q2 In what year?

Answered: 50 Skipped: 2

#	RESPONSES	DATE
1	2013	2/13/2020 9:49 PM
2	2019	2/13/2020 2:33 PM
3	2016	2/12/2020 7:08 AM
4	2020	2/11/2020 6:16 PM
5	2009	2/11/2020 1:45 PM
6	2012	2/11/2020 11:09 AM
7	2011	2/11/2020 9:42 AM
8	2017	2/11/2020 9:34 AM
9	2003	2/11/2020 9:15 AM
10	2009-10	2/11/2020 9:08 AM
11	2016	2/11/2020 8:27 AM
12	2013	2/11/2020 8:12 AM
13	2005	2/11/2020 8:10 AM
14	1984	2/11/2020 7:58 AM
15	2016	2/11/2020 7:43 AM
16	2008	2/10/2020 11:28 PM
17	2019	2/10/2020 10:41 PM
18	2020	2/10/2020 9:08 PM
19	2000	2/10/2020 8:12 PM
20	1998	2/10/2020 6:49 PM
21	2013	2/10/2020 6:32 PM
22	2019	2/10/2020 6:30 PM
23	2019	2/10/2020 6:13 PM
24	1999	2/10/2020 6:01 PM
25	2017	2/10/2020 5:57 PM
26	2019	2/10/2020 5:43 PM
27	2015	2/10/2020 5:36 PM
28	2016	2/10/2020 5:33 PM
29	2007	2/10/2020 5:21 PM
30	2012	2/10/2020 5:13 PM
31	2015	2/10/2020 4:50 PM
32	2018	2/10/2020 4:49 PM
33	2018	2/10/2020 4:44 PM
34	2020	2/10/2020 4:41 PM
35	2018	2/10/2020 4:05 PM
36	2020	2/8/2020 12:03 AM
37	2020	2/7/2020 6:32 PM

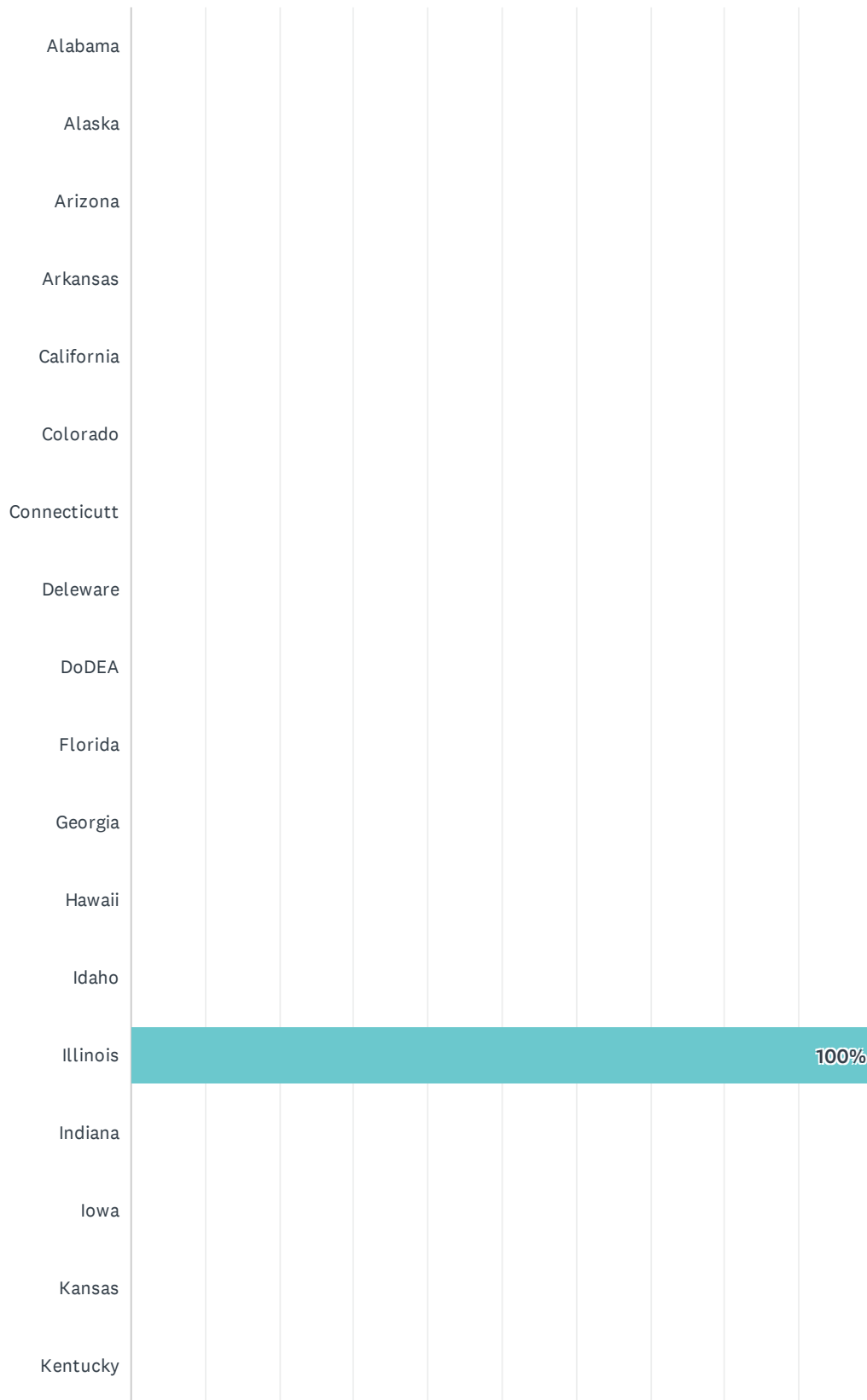
State of the States Survey

SurveyMonkey

38	2013	2/7/2020 1:12 PM
39	2020	2/7/2020 1:11 PM
40	2017	2/7/2020 12:59 PM
41	2020	2/7/2020 12:40 PM
42	1989	2/2/2020 10:00 PM
43	2011	1/29/2020 10:59 AM
44	2011	1/28/2020 4:24 PM
45	1995	1/28/2020 2:01 PM
46	2018	1/28/2020 1:33 PM
47	2015	1/22/2020 12:38 PM
48	2020	1/15/2020 12:14 PM
49	2020	1/15/2020 10:54 AM
50	2017	1/15/2020 8:46 AM

Q3 In which state were you recognized as a state teacher of the year or finalist?

Answered: 52 Skipped: 0



Louisiana										
Maine										
Maryland										
Massachusetts										
Michigan										
Minnesota										
Mississippi										
Missouri										
Montana										
Nebraska										
Nevada										
New Hampshire										
New Jersey										
New Mexico										
New York										
North Carolina										
North Dakota										
Ohio										
Oklahoma										
Oregon										
Pennsylvania										

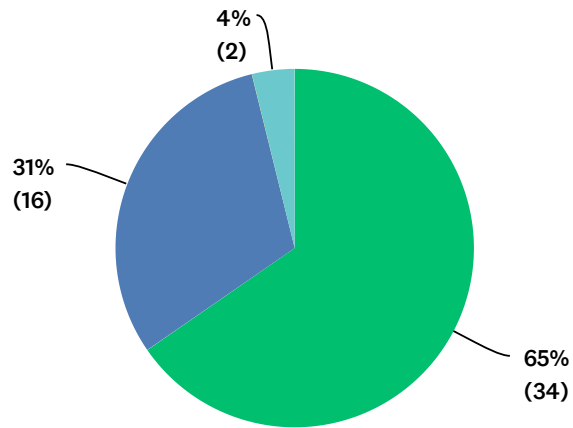


ANSWER CHOICES	RESPONSES	
Alabama	0%	0
Alaska	0%	0
Arizona	0%	0
Arkansas	0%	0
California	0%	0
Colorado	0%	0
Connecticut	0%	0
Deleware	0%	0
DoDEA	0%	0
Florida	0%	0
Georgia	0%	0
Hawaii	0%	0
Idaho	0%	0
Illinois	100%	52
Indiana	0%	0
Iowa	0%	0
Kansas	0%	0
Kentucky	0%	0
Louisiana	0%	0
Maine	0%	0
Maryland	0%	0
Massachusetts	0%	0
Michigan	0%	0
Minnesota	0%	0
Mississippi	0%	0
Missouri	0%	0
Montana	0%	0
Nebraska	0%	0
Nevada	0%	0
New Hampshire	0%	0
New Jersey	0%	0
New Mexico	0%	0

New York	0%	0
North Carolina	0%	0
North Dakota	0%	0
Ohio	0%	0
Oklahoma	0%	0
Oregon	0%	0
Pennsylvania	0%	0
Puerto Rico	0%	0
Rhode Island	0%	0
South Carolina	0%	0
South Dakota	0%	0
Tennessee	0%	0
Texas	0%	0
U.S. Territory	0%	0
Utah	0%	0
Vermont	0%	0
Virginia	0%	0
Washington	0%	0
Washington, DC	0%	0
West Virginia	0%	0
Wisconsin	0%	0
Wyoming	0%	0
TOTAL		52

Q4 What gender do you identify as?

Answered: 52 Skipped: 0

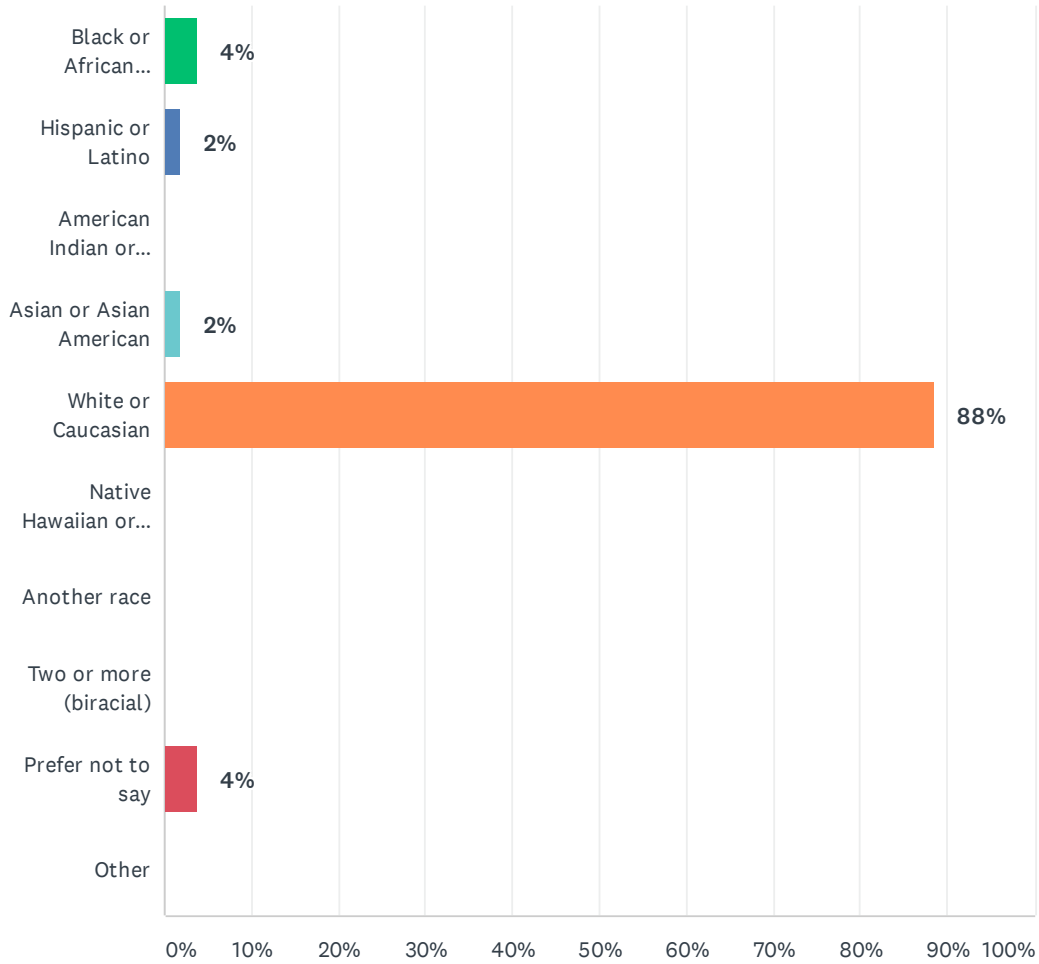


■ Female
 ■ Male
 ■ Non-binary
 ■ Prefer not to answer

ANSWER CHOICES	RESPONSES	
Female	65%	34
Male	31%	16
Non-binary	0%	0
Prefer not to answer	4%	2
TOTAL		52

Q5 Please specify your ethnicity.

Answered: 52 Skipped: 0



ANSWER CHOICES	RESPONSES	
Black or African American	4%	2
Hispanic or Latino	2%	1
American Indian or Alaska Native	0%	0
Asian or Asian American	2%	1
White or Caucasian	88%	46
Native Hawaiian or other Pacific Islander	0%	0
Another race	0%	0
Two or more (biracial)	0%	0
Prefer not to say	4%	2
Other	0%	0
TOTAL		52

Q6 Your email address (it will only be used for the purposes of this survey):

Answered: 51 Skipped: 1

#	RESPONSES	DATE
1	corey.winchester@gmail.com	2/13/2020 9:49 PM
2	nchsironchoirs@gmail.com	2/13/2020 2:33 PM
3	Pamwand@gmail.com	2/12/2020 7:08 AM
4	Jjones@altonschools.org	2/11/2020 10:10 PM
5	helendbrandon02@gmail.com	2/11/2020 6:16 PM
6	bornin1950@hotmail.com	2/11/2020 1:45 PM
7	stumpteacher@gmail.com	2/11/2020 11:09 AM
8	melissarbyrne@gmail.com	2/11/2020 9:42 AM
9	jconnelly@j-smorton.org	2/11/2020 9:34 AM
10	dmorriso100@hotmail.com	2/11/2020 9:15 AM
11	maumorrissey@gmail.com	2/11/2020 9:08 AM
12	pphelps@sd308.org	2/11/2020 8:27 AM
13	asitze@ocusd.net	2/11/2020 8:12 AM
14	mvondracek@comcast.net	2/11/2020 8:10 AM
15	kwpuppets@hotmail.com	2/11/2020 7:58 AM
16	angie.noble@jersey100.org	2/11/2020 7:43 AM
17	ilty08@gmail.com	2/10/2020 11:28 PM
18	ladams@gallatincusd7.com	2/10/2020 10:41 PM
19	stacy.krabbe@chsd117.org	2/10/2020 9:08 PM
20	patrice.murphy.bain@gmail.com	2/10/2020 8:12 PM
21	963sti@gmail.com	2/10/2020 6:49 PM
22	sinarowe@yahoo.com	2/10/2020 6:32 PM
23	kdwhittington@cps.edu	2/10/2020 6:30 PM
24	bpolasky@mail.meridian223.org	2/10/2020 6:13 PM
25	cbissoondial@me.com	2/10/2020 6:01 PM
26	rickycaastro777@gmail.com	2/10/2020 5:57 PM
27	Magnafichi.sara@ccsd59.org	2/10/2020 5:43 PM
28	jayccarl01@live.com	2/10/2020 5:36 PM
29	kimthomath@gmail.com	2/10/2020 5:33 PM
30	josephfatherree@gmail.com	2/10/2020 5:21 PM
31	Wattleworthr@wl.k12.il.us	2/10/2020 5:13 PM
32	smije@sages.us	2/10/2020 4:50 PM
33	fskinner@plano88.org	2/10/2020 4:49 PM
34	farmerw@gmail.com	2/10/2020 4:44 PM
35	dnicholson@rich227.org	2/10/2020 4:41 PM
36	rjcopppola@cps.edu	2/10/2020 4:05 PM
37	kuper.tammy@gmail.com	2/8/2020 12:03 AM

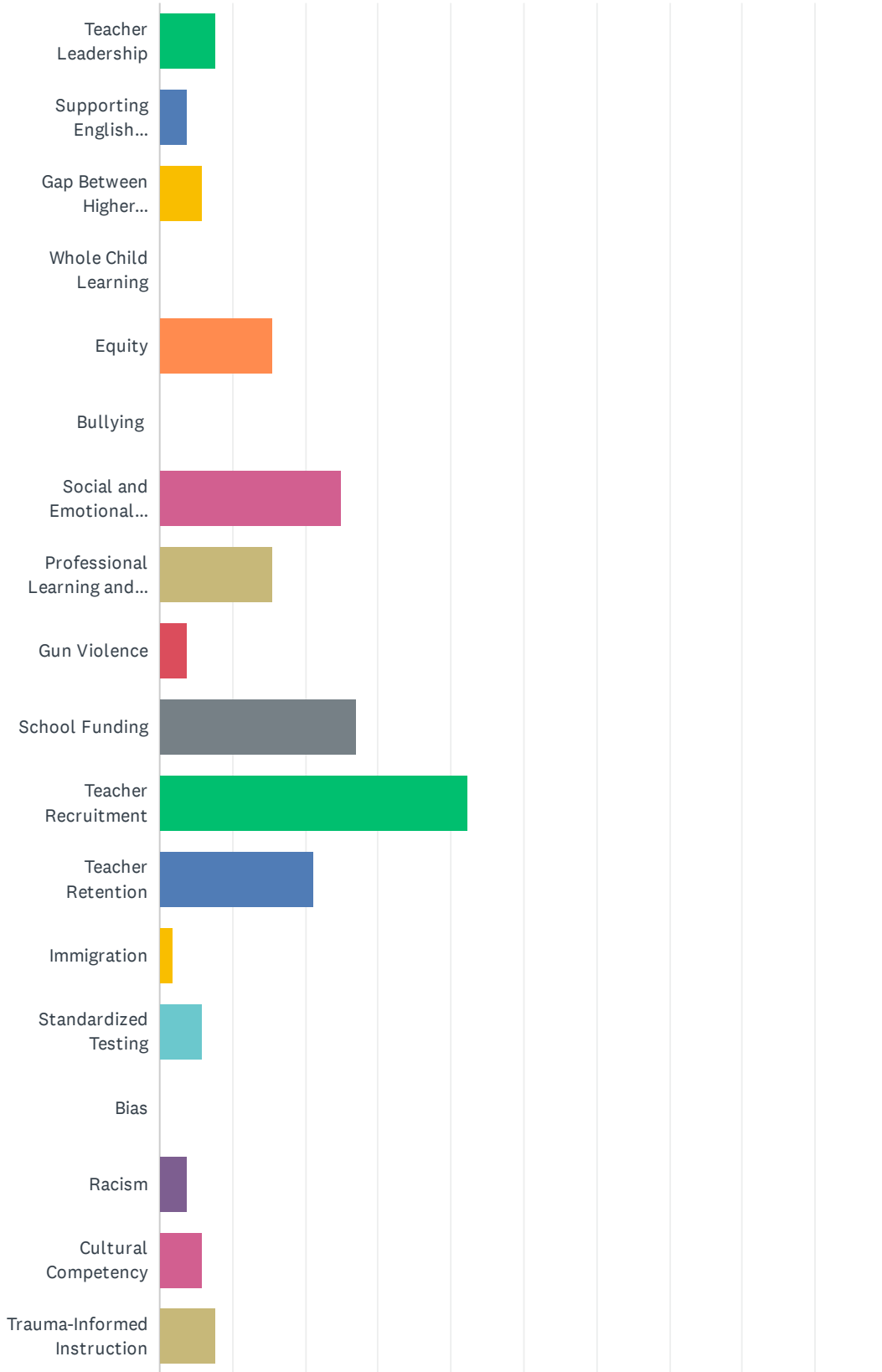
State of the States Survey

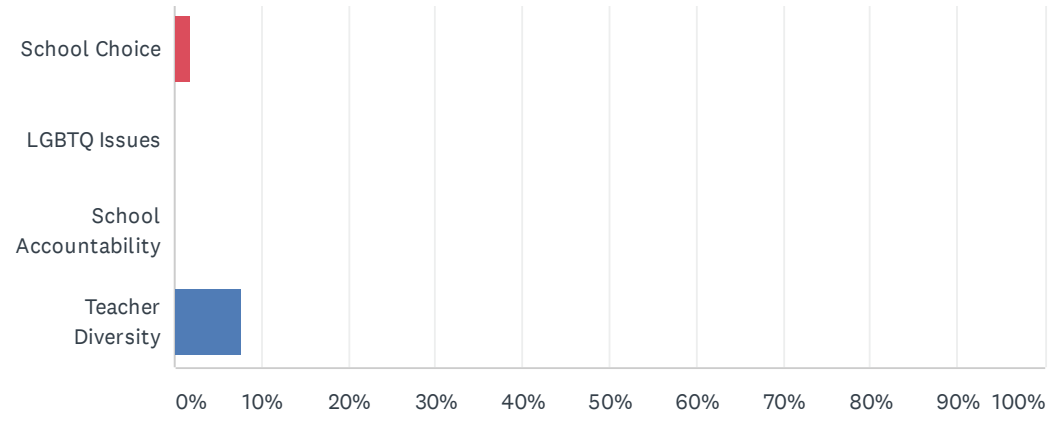
SurveyMonkey

38	msmillerleban@gmail.com	2/7/2020 6:32 PM
39	bcurtin@d211.org	2/7/2020 1:12 PM
40	ecombs@rccu1.net	2/7/2020 1:11 PM
41	teden@mail.meridian223.org	2/7/2020 12:59 PM
42	dhartman@sps186.org	2/7/2020 12:40 PM
43	pegallan@hotmail.com	2/2/2020 10:00 PM
44	annicebrave@gmail.com	1/29/2020 10:59 AM
45	cmertes@d131.org	1/28/2020 4:24 PM
46	Lynnagaddis@gmail.com	1/28/2020 2:01 PM
47	illinoisteacheroftheyear@gmail.com	1/28/2020 1:33 PM
48	selza@d211.org	1/22/2020 12:38 PM
49	mmoore@hononegah.org	1/15/2020 12:14 PM
50	tkatovich@d211.org	1/15/2020 10:54 AM
51	nfolkman@hartem.org	1/15/2020 8:46 AM

Q7 Please select the top 2 most important issues or practices for teachers and students in your state.

Answered: 52 Skipped: 0





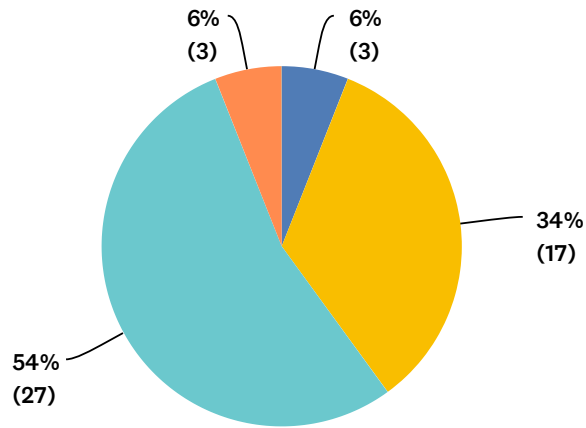
Q8 What else is important for teachers and students in your state (optional)?

Answered: 26 Skipped: 26

#	RESPONSES	DATE
1	School Funding, Teacher Diversity, and Teacher Retention	2/13/2020 9:50 PM
2	Teacher stress	2/12/2020 7:09 AM
3	Parent Support	2/11/2020 10:12 PM
4	Supports for stress connected to teaching.	2/11/2020 6:17 PM
5	Teacher support for children with emotional issues. Class size impacts the ability for teachers to get to know students plus the demands of all the items teachers are responsible for within an instructional day.	2/11/2020 1:47 PM
6	equitable funding; elevating the teaching profession	2/11/2020 9:09 AM
7	Rigorous career readiness (for non-college bound students)	2/11/2020 8:14 AM
8	Increased physical violence in the school	2/10/2020 11:34 PM
9	Professional development based on research and evidence.	2/10/2020 8:15 PM
10	Culturally Responsive Teaching	2/10/2020 6:50 PM
11	Teacher Leadership, Social and Emotional Learning	2/10/2020 6:14 PM
12	Equity Representation in literacy Ending Book deserts for children Social emotional learning Trauma informed instruction	2/10/2020 5:45 PM
13	Future ready workskills	2/10/2020 5:22 PM
14	Student discipline	2/10/2020 4:42 PM
15	Equity; Teacher Diversity and Retention; Trauma-Informed Instruction	2/10/2020 4:06 PM
16	Social/emotional Needs Teacher Retention/Leadership	2/8/2020 12:05 AM
17	Right now in Illinois we have a major teacher shortage and it is just about the only topic being talked about in the state. Recruiting teachers, mentoring new teachers, and providing career ladders for the older teachers. This is most prevalent in rural Southern Illinois schools and in racially diverse cities and suburbs. We are focusing on "Grow Your Own" programs to recruit more teachers of color in their hometowns.	2/7/2020 1:15 PM
18	Parent Education Opportunities	2/7/2020 1:02 PM
19	Student and educator agency/autonomy. It's talked about, even nearly preached about but, then it is only paid lip service by those decision makers who acknowledge it's importance. Too much political play and pandering for the sake of comfort. It's sickening.	2/7/2020 12:44 PM
20	Teacher shortage	2/2/2020 10:01 PM
21	Social and Emotional Learning	1/29/2020 11:01 AM
22	Affects of Poverty, School Funding, Community Safety	1/28/2020 4:26 PM
23	State funding is going to private schools there is declining funding to public schools.	1/28/2020 2:04 PM
24	Bias, Equity	1/28/2020 1:34 PM
25	Our state science assessment needs to be rewritten. We also need data that provides real information about student learning. School funding is always a problem in Illinois. We also need to fix a broken pension system. Who wants to teach if there's no guaranteed retirement system?	1/15/2020 10:56 AM
26	Anti-racism and social justice I'm not sure if I took a poll if this is what would be considered important, but it's what I think should be important.	1/15/2020 8:47 AM

Q9 Bias negatively affects student learning in my state.

Answered: 50 Skipped: 2

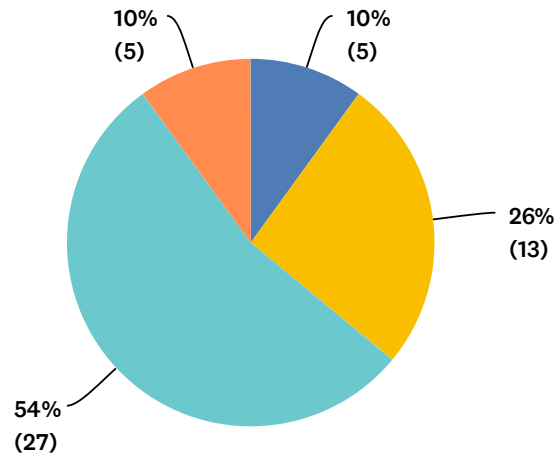


■ Strongly disagree
 ■ Disagree
 ■ Neutral
 ■ Agree
 ■ Strongly agree

	STRONGLY DISAGREE	DISAGREE	NEUTRAL	AGREE	STRONGLY AGREE	TOTAL	WEIGHTED AVERAGE
(no label)	0% 0	6% 3	34% 17	54% 27	6% 3	50	1.60

Q10 A lack of cultural competency negatively affects student learning in my state.

Answered: 50 Skipped: 2

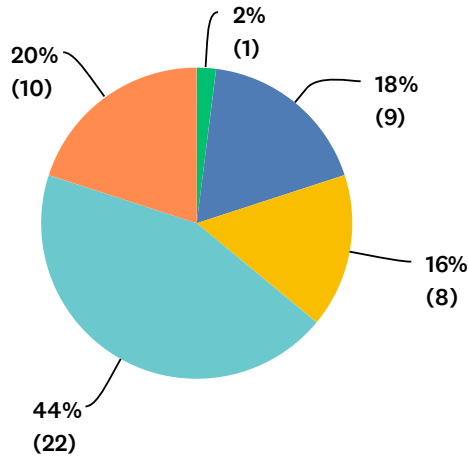


■ Strongly disagree
 ■ Disagree
 ■ Neutral
 ■ Agree
 ■ Strongly agree

	STRONGLY DISAGREE	DISAGREE	NEUTRAL	AGREE	STRONGLY AGREE	TOTAL	WEIGHTED AVERAGE
(no label)	0% 0	10% 5	26% 13	54% 27	10% 5	50	1.64

Q11 A lack of teacher leadership negatively affects student learning in my state.

Answered: 50 Skipped: 2

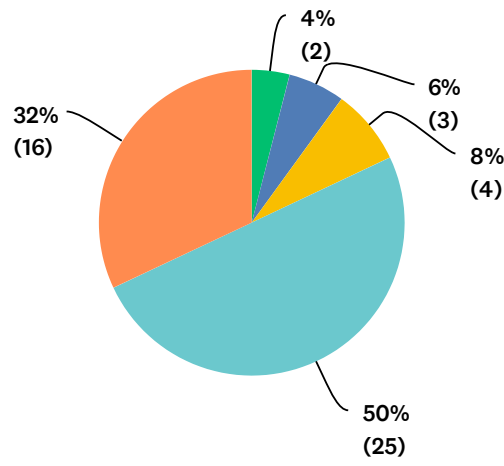


■ Strongly disagree
 ■ Disagree
 ■ Neutral
 ■ Agree
 ■ Strongly agree

	STRONGLY DISAGREE	DISAGREE	NEUTRAL	AGREE	STRONGLY AGREE	TOTAL	WEIGHTED AVERAGE
(no label)	2% 1	18% 9	16% 8	44% 22	20% 10	50	1.64

Q12 A lack of equity negatively affects student learning in my state.

Answered: 50 Skipped: 2

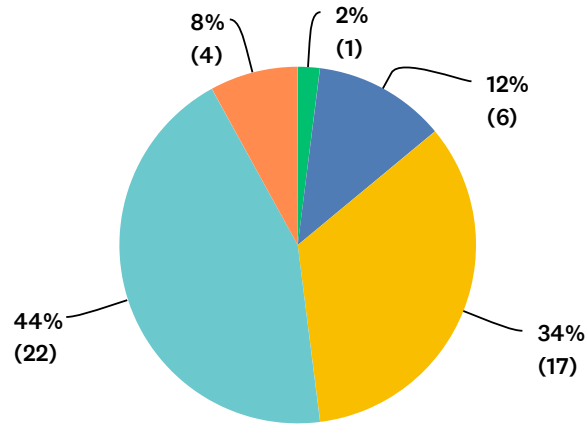


■ Strongly disagree
 ■ Disagree
 ■ Neutral
 ■ Agree
 ■ Strongly agree

	STRONGLY DISAGREE	DISAGREE	NEUTRAL	AGREE	STRONGLY AGREE	TOTAL	WEIGHTED AVERAGE
(no label)	4% 2	6% 3	8% 4	50% 25	32% 16	50	2.04

Q13 The gap between Pk12 and higher education negatively affects student learning in my state.

Answered: 50 Skipped: 2

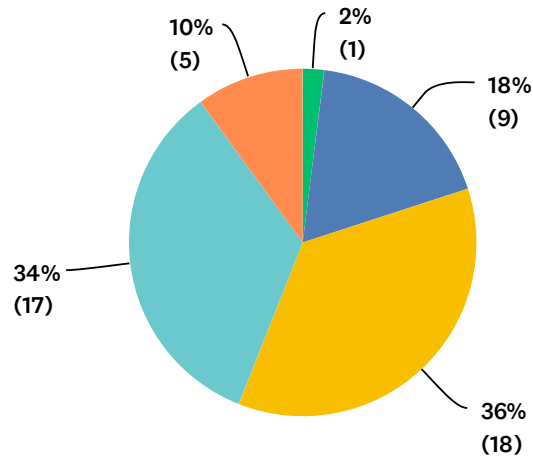


■ Strongly disagree
 ■ Disagree
 ■ Neutral
 ■ Agree
 ■ Strongly agree

	STRONGLY DISAGREE	DISAGREE	NEUTRAL	AGREE	STRONGLY AGREE	TOTAL	WEIGHTED AVERAGE
(no label)	2% 1	12% 6	34% 17	44% 22	8% 4	50	1.46

Q14 School accountability negatively affects student learning in my state.

Answered: 50 Skipped: 2

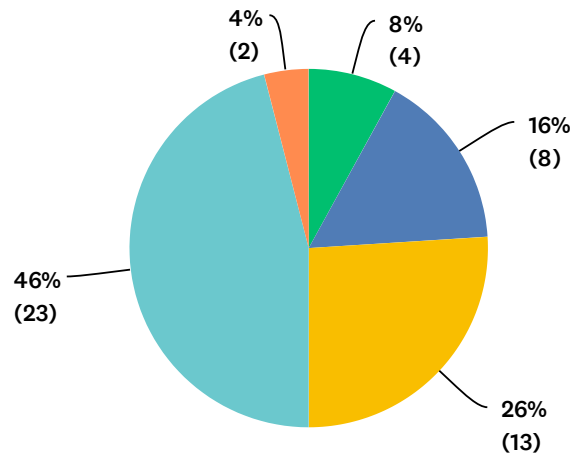


■ Strongly disagree
 ■ Disagree
 ■ Neutral
 ■ Agree
 ■ Strongly agree

	STRONGLY DISAGREE	DISAGREE	NEUTRAL	AGREE	STRONGLY AGREE	TOTAL	WEIGHTED AVERAGE
(no label)	2% 1	18% 9	36% 18	34% 17	10% 5	50	1.34

Q15 Gun violence negatively affects student learning in my state.

Answered: 50 Skipped: 2

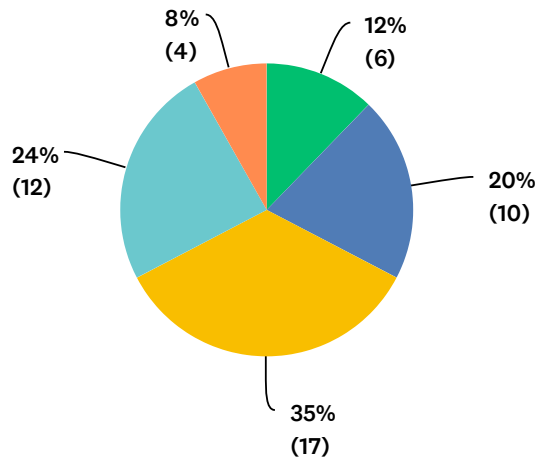


■ Strongly disagree
 ■ Disagree
 ■ Neutral
 ■ Agree
 ■ Strongly agree

	STRONGLY DISAGREE	DISAGREE	NEUTRAL	AGREE	STRONGLY AGREE	TOTAL	WEIGHTED AVERAGE
(no label)	8% 4	16% 8	26% 13	46% 23	4% 2	50	1.30

Q16 Immigration negatively affects student learning in my state.

Answered: 49 Skipped: 3

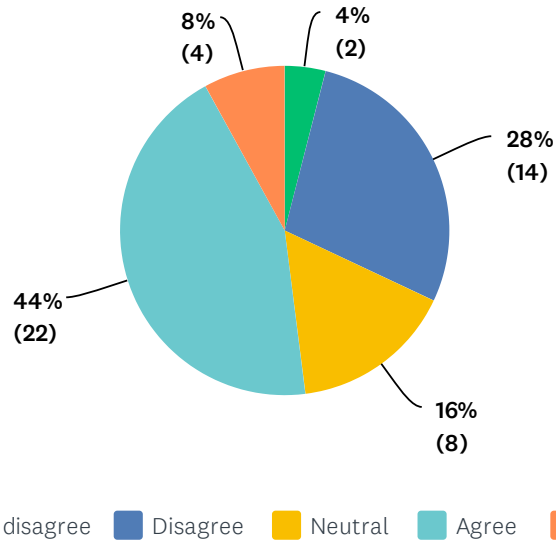


■ Strongly disagree
 ■ Disagree
 ■ Neutral
 ■ Agree
 ■ Strongly agree

	STRONGLY DISAGREE	DISAGREE	NEUTRAL	AGREE	STRONGLY AGREE	TOTAL	WEIGHTED AVERAGE
(no label)	12% 6	20% 10	35% 17	24% 12	8% 4	49	1.08

Q17 Bias against LGBTQ students negatively affects student learning in my state.

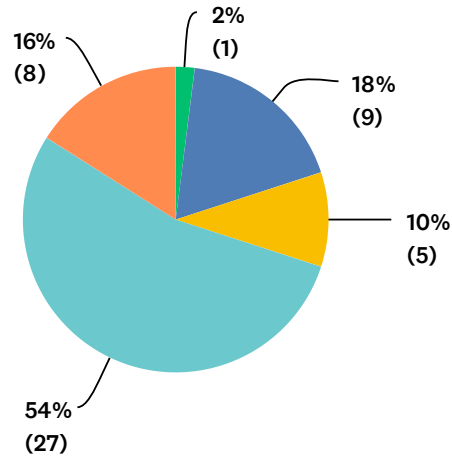
Answered: 50 Skipped: 2



	STRONGLY DISAGREE	DISAGREE	NEUTRAL	AGREE	STRONGLY AGREE	TOTAL	WEIGHTED AVERAGE
(no label)	4% 2	28% 14	16% 8	44% 22	8% 4	50	1.28

Q18 A lack of effective professional learning and development negatively affects student learning in my state.

Answered: 50 Skipped: 2

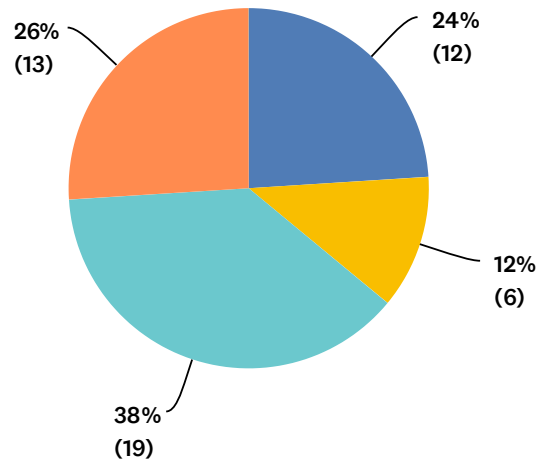


■ Strongly disagree
 ■ Disagree
 ■ Neutral
 ■ Agree
 ■ Strongly agree

	STRONGLY DISAGREE	DISAGREE	NEUTRAL	AGREE	STRONGLY AGREE	TOTAL	WEIGHTED AVERAGE
(no label)	2% 1	18% 9	10% 5	54% 27	16% 8	50	1.66

Q19 Racism negatively affects student learning in my state.

Answered: 50 Skipped: 2

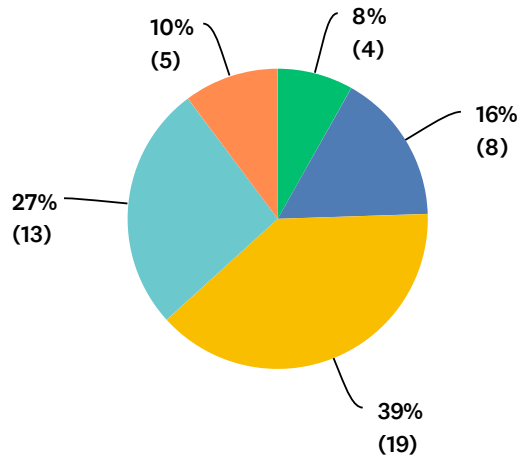


■ Strongly disagree
 ■ Disagree
 ■ Neutral
 ■ Agree
 ■ Strongly agree

	STRONGLY DISAGREE	DISAGREE	NEUTRAL	AGREE	STRONGLY AGREE	TOTAL	WEIGHTED AVERAGE
(no label)	0% 0	24% 12	12% 6	38% 19	26% 13	50	1.66

Q20 School choice negatively affects student learning in my state.

Answered: 49 Skipped: 3

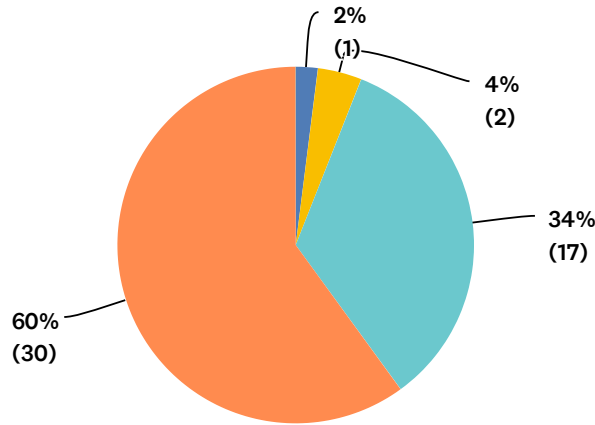


■ Strongly disagree
 ■ Disagree
 ■ Neutral
 ■ Agree
 ■ Strongly agree

	STRONGLY DISAGREE	DISAGREE	NEUTRAL	AGREE	STRONGLY AGREE	TOTAL	WEIGHTED AVERAGE
(no label)	8% 4	16% 8	39% 19	27% 13	10% 5	49	1.22

Q21 Disparities in school funding negatively affect student learning in my state.

Answered: 50 Skipped: 2

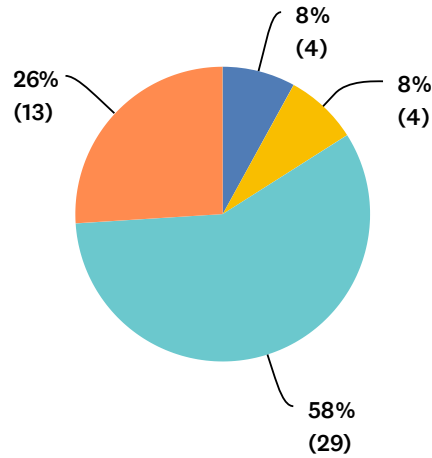


■ Strongly disagree
 ■ Disagree
 ■ Neutral
 ■ Agree
 ■ Strongly agree

	STRONGLY DISAGREE	DISAGREE	NEUTRAL	AGREE	STRONGLY AGREE	TOTAL	WEIGHTED AVERAGE
(no label)	0% 0	2% 1	4% 2	34% 17	60% 30	50	2.52

Q22 A lack of social and emotional learning negatively affects student learning in my state.

Answered: 50 Skipped: 2

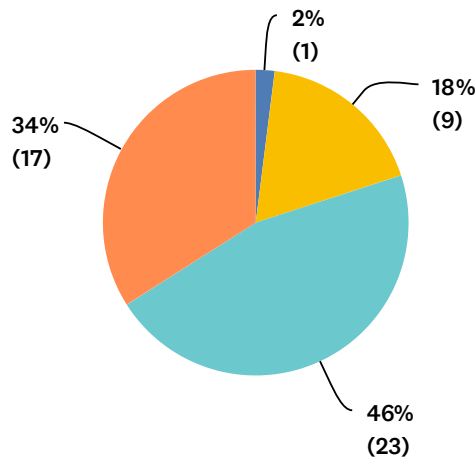


■ Strongly disagree
 ■ Disagree
 ■ Neutral
 ■ Agree
 ■ Strongly agree

	STRONGLY DISAGREE	DISAGREE	NEUTRAL	AGREE	STRONGLY AGREE	TOTAL	WEIGHTED AVERAGE
(no label)	0% 0	8% 4	8% 4	58% 29	26% 13	50	2.02

Q23 Standardized testing negatively affects student learning in my state.

Answered: 50 Skipped: 2

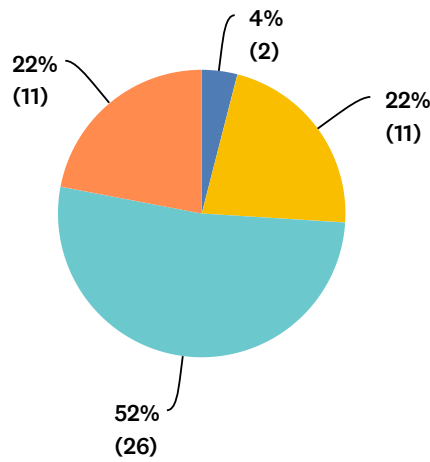


■ Strongly disagree
 ■ Disagree
 ■ Neutral
 ■ Agree
 ■ Strongly agree

	STRONGLY DISAGREE	DISAGREE	NEUTRAL	AGREE	STRONGLY AGREE	TOTAL	WEIGHTED AVERAGE
(no label)	0% 0	2% 1	18% 9	46% 23	34% 17	50	2.12

Q24 Student bullying negatively affects student learning in my state.

Answered: 50 Skipped: 2

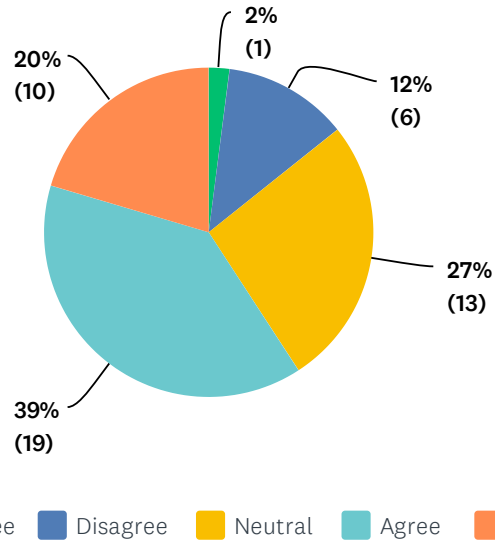


■ Strongly disagree
 ■ Disagree
 ■ Neutral
 ■ Agree
 ■ Strongly agree

	STRONGLY DISAGREE	DISAGREE	NEUTRAL	AGREE	STRONGLY AGREE	TOTAL	WEIGHTED AVERAGE
(no label)	0% 0	4% 2	22% 11	52% 26	22% 11	50	1.92

Q25 A lack of supports for English Language Learners negatively affects student learning in my state.

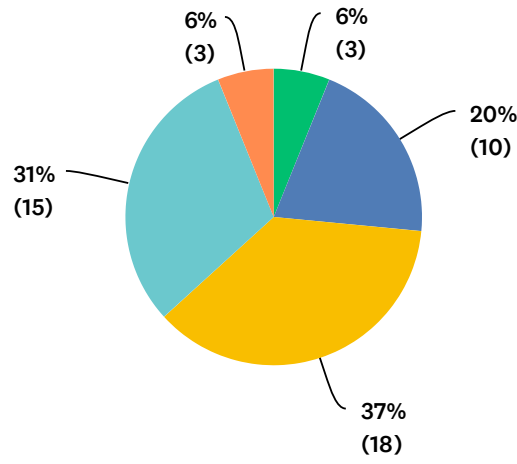
Answered: 49 Skipped: 3



	STRONGLY DISAGREE	DISAGREE	NEUTRAL	AGREE	STRONGLY AGREE	TOTAL	WEIGHTED AVERAGE
(no label)	2% 1	12% 6	27% 13	39% 19	20% 10	49	1.65

Q26 Teacher bullying negatively affects student learning in my state.

Answered: 49 Skipped: 3

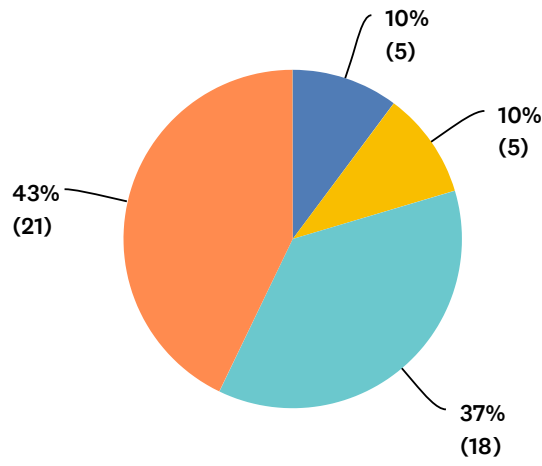


■ Strongly disagree
 ■ Disagree
 ■ Neutral
 ■ Agree
 ■ Strongly agree

	STRONGLY DISAGREE	DISAGREE	NEUTRAL	AGREE	STRONGLY AGREE	TOTAL	WEIGHTED AVERAGE
(no label)	6% 3	20% 10	37% 18	31% 15	6% 3	49	1.16

Q27 Teacher recruitment negatively affects student learning in my state.

Answered: 49 Skipped: 3

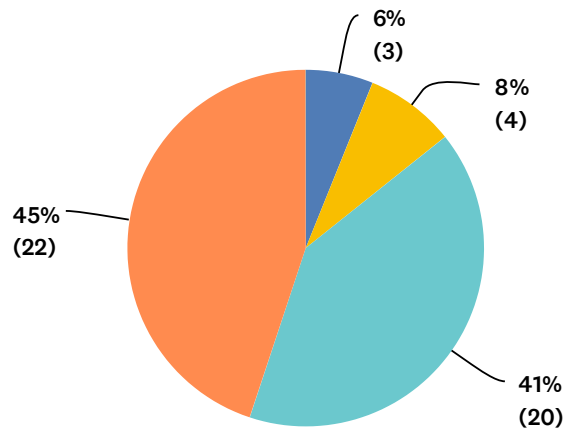


■ Strongly disagree
 ■ Disagree
 ■ Neutral
 ■ Agree
 ■ Strongly agree

	STRONGLY DISAGREE	DISAGREE	NEUTRAL	AGREE	STRONGLY AGREE	TOTAL	WEIGHTED AVERAGE
(no label)	0% 0	10% 5	10% 5	37% 18	43% 21	49	2.12

Q28 Teacher retention negatively affects student learning in my state.

Answered: 49 Skipped: 3

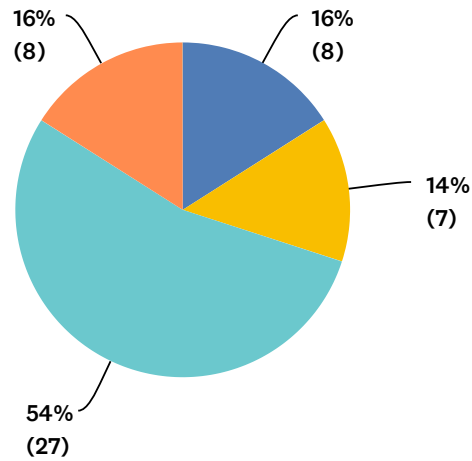


■ Strongly disagree
 ■ Disagree
 ■ Neutral
 ■ Agree
 ■ Strongly agree

	STRONGLY DISAGREE	DISAGREE	NEUTRAL	AGREE	STRONGLY AGREE	TOTAL	WEIGHTED AVERAGE
(no label)	0% 0	6% 3	8% 4	41% 20	45% 22	49	2.24

Q29 A lack of trauma-informed instruction negatively affects student learning in my state.

Answered: 50 Skipped: 2

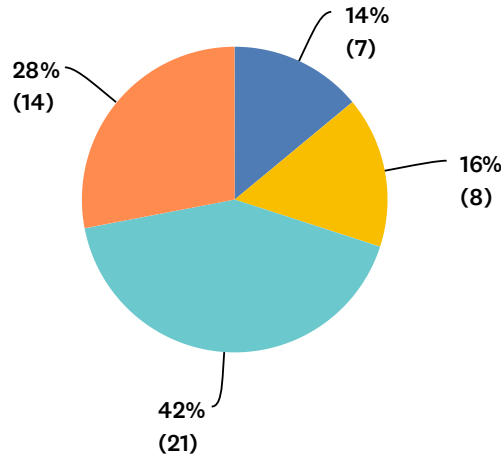


■ Strongly disagree
 ■ Disagree
 ■ Neutral
 ■ Agree
 ■ Strongly agree

	STRONGLY DISAGREE	DISAGREE	NEUTRAL	AGREE	STRONGLY AGREE	TOTAL	WEIGHTED AVERAGE
(no label)	0% 0	16% 8	14% 7	54% 27	16% 8	50	1.70

Q30 A lack of teacher diversity negatively affects student learning in my state.

Answered: 50 Skipped: 2



■ Strongly disagree
 ■ Disagree
 ■ Neutral
 ■ Agree
 ■ Strongly agree

	STRONGLY DISAGREE	DISAGREE	NEUTRAL	AGREE	STRONGLY AGREE	TOTAL	WEIGHTED AVERAGE
(no label)	0% 0	14% 7	16% 8	42% 21	28% 14	50	1.84

Q31 Feedback (optional):

Answered: 4 Skipped: 48

#	RESPONSES	DATE
1	The school accountability question could be taken either way. A lack of accountability, or too much bureaucracy in school accountability? For me, I wish we had less focus on this because it's focusing our attention in the wrong places.	2/7/2020 6:35 PM
2	Sometimes it is the lack of education, other times it is the lack of teacher initiative to take part in education provided.	2/7/2020 1:06 PM
3	Mountains of evidence suggest that many long-held traditions in public education simply are not effective in the truest sense of equitable learning opportunities. Yet, districts, schools, school boards, and many teachers stubbornly (perhaps fearfully) cling to the status quo.	2/7/2020 12:48 PM
4	There is so much that has a negative impact. I hope that we can work to counter that. How can I help? How can I be involved? I'm at a tiny, rural school, currently serving as k-12 librarian.	1/15/2020 8:51 AM