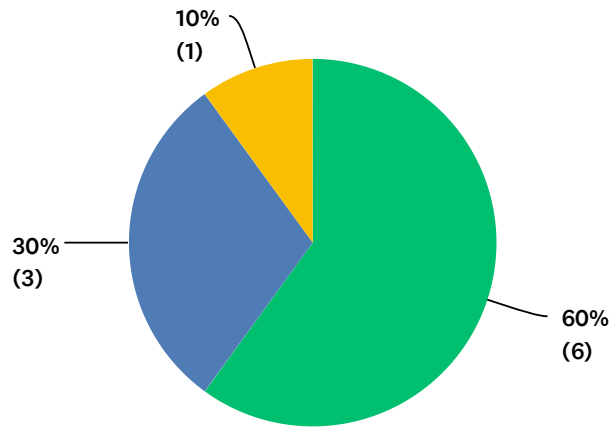


Q1 Are you a state teacher of the year or a finalist?

Answered: 10 Skipped: 0



■ State teacher of the year
 ■ Finalist
 ■ Other (please specify)

ANSWER CHOICES	RESPONSES	
State teacher of the year	60%	6
Finalist	30%	3
Other (please specify)	10%	1
TOTAL		10

#	OTHER (PLEASE SPECIFY)	DATE
1	Milken Educator	2/11/2020 6:03 AM

Q2 In what year?

Answered: 10 Skipped: 0

#	RESPONSES	DATE
1	1978	2/14/2020 8:06 AM
2	2019	2/11/2020 10:02 AM
3	2016	2/11/2020 7:51 AM
4	2016	2/11/2020 6:03 AM
5	2008	2/9/2020 10:25 AM
6	2016	2/8/2020 9:24 AM
7	1978	2/7/2020 5:05 PM
8	1994	2/7/2020 4:31 PM
9	2004	1/28/2020 3:04 PM
10	2018	1/15/2020 8:55 PM

Q3 In which state were you recognized as a state teacher of the year or finalist?

Answered: 10 Skipped: 0



Louisiana										
Maine										
Maryland										
Massachusetts										
Michigan										
Minnesota										
Mississippi										
Missouri										
Montana										
Nebraska										
Nevada										
New Hampshire										
New Jersey										
New Mexico										
New York										
North Carolina										
North Dakota										
Ohio										
Oklahoma										
Oregon										
Pennsylvania										

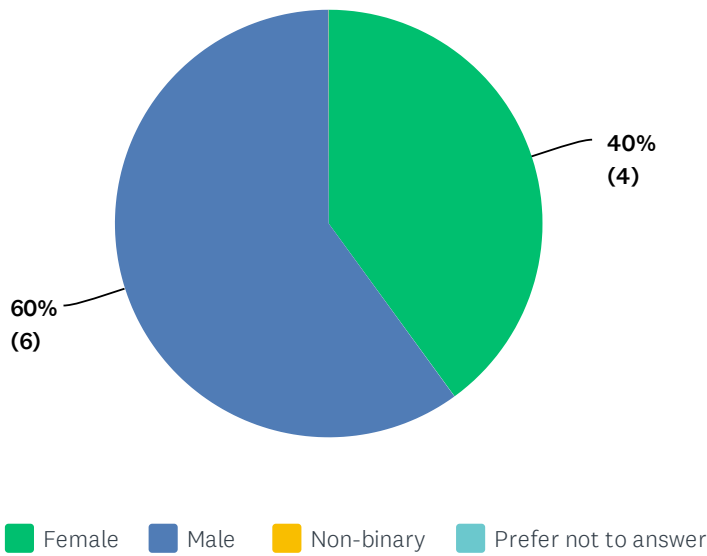


ANSWER CHOICES	RESPONSES	
Alabama	0%	0
Alaska	0%	0
Arizona	0%	0
Arkansas	0%	0
California	0%	0
Colorado	0%	0
Connecticut	0%	0
Deleware	0%	0
DoDEA	0%	0
Florida	0%	0
Georgia	100%	10
Hawaii	0%	0
Idaho	0%	0
Illinois	0%	0
Indiana	0%	0
Iowa	0%	0
Kansas	0%	0
Kentucky	0%	0
Louisiana	0%	0
Maine	0%	0
Maryland	0%	0
Massachusetts	0%	0
Michigan	0%	0
Minnesota	0%	0
Mississippi	0%	0
Missouri	0%	0
Montana	0%	0
Nebraska	0%	0
Nevada	0%	0
New Hampshire	0%	0
New Jersey	0%	0
New Mexico	0%	0

New York	0%	0
North Carolina	0%	0
North Dakota	0%	0
Ohio	0%	0
Oklahoma	0%	0
Oregon	0%	0
Pennsylvania	0%	0
Puerto Rico	0%	0
Rhode Island	0%	0
South Carolina	0%	0
South Dakota	0%	0
Tennessee	0%	0
Texas	0%	0
U.S. Territory	0%	0
Utah	0%	0
Vermont	0%	0
Virginia	0%	0
Washington	0%	0
Washington, DC	0%	0
West Virginia	0%	0
Wisconsin	0%	0
Wyoming	0%	0
TOTAL		10

Q4 What gender do you identify as?

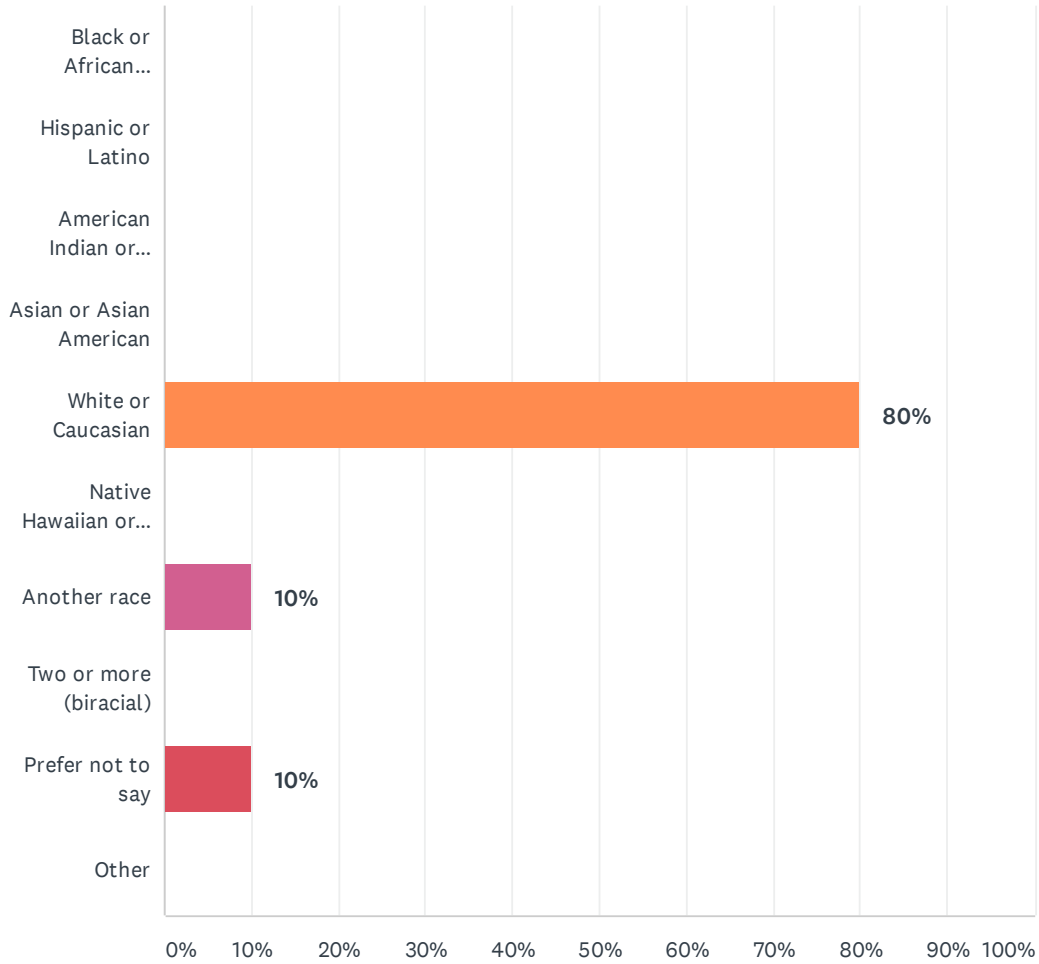
Answered: 10 Skipped: 0



ANSWER CHOICES	RESPONSES	
Female	40%	4
Male	60%	6
Non-binary	0%	0
Prefer not to answer	0%	0
TOTAL		10

Q5 Please specify your ethnicity.

Answered: 10 Skipped: 0



ANSWER CHOICES	RESPONSES	
Black or African American	0%	0
Hispanic or Latino	0%	0
American Indian or Alaska Native	0%	0
Asian or Asian American	0%	0
White or Caucasian	80%	8
Native Hawaiian or other Pacific Islander	0%	0
Another race	10%	1
Two or more (biracial)	0%	0
Prefer not to say	10%	1
Other	0%	0
TOTAL		10

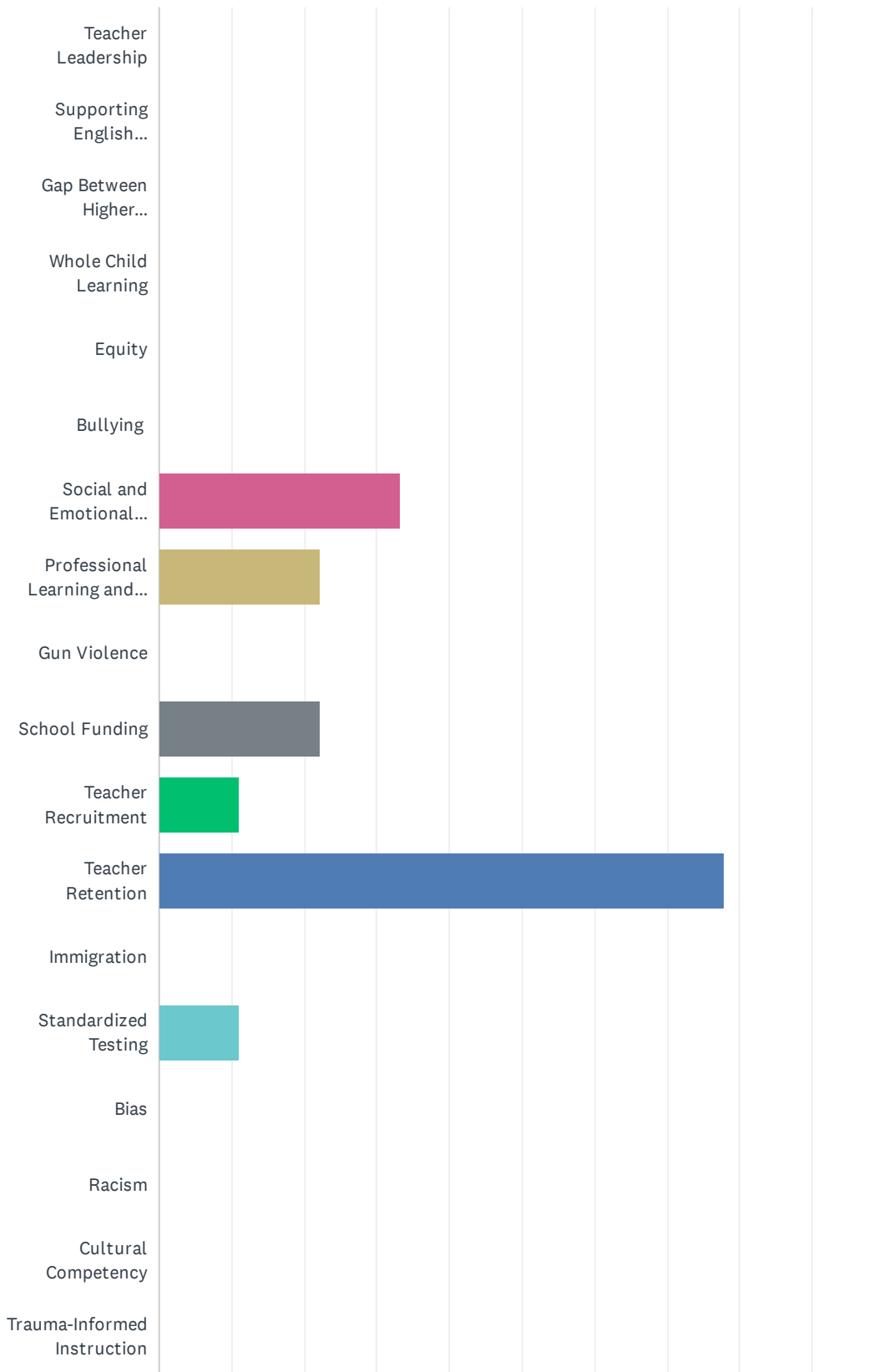
Q6 Your email address (it will only be used for the purposes of this survey):

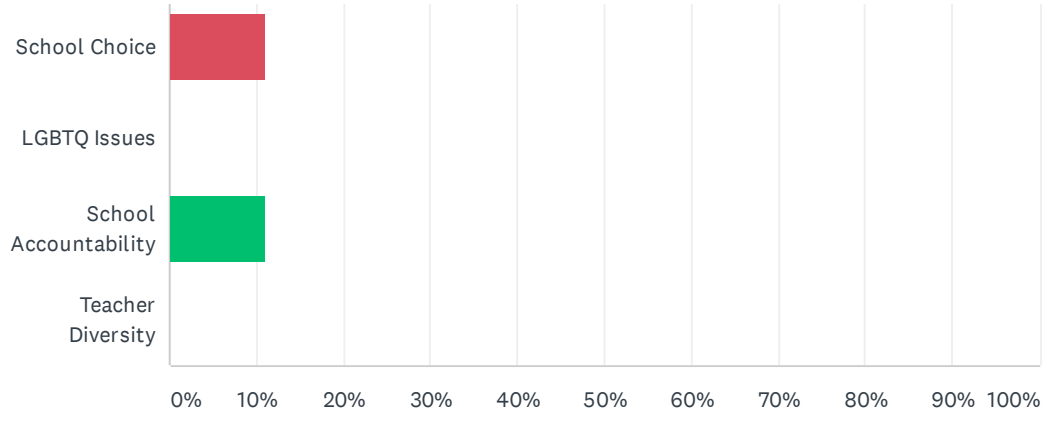
Answered: 10 Skipped: 0

#	RESPONSES	DATE
1	jhmcræ@bellsouth.net	2/14/2020 8:06 AM
2	yearginke@troup.org	2/11/2020 10:02 AM
3	sdonlin@marietta-city.org	2/11/2020 7:51 AM
4	theericcrouch@gmail.com	2/11/2020 6:03 AM
5	2018gatoty@gmail.com	2/9/2020 10:25 AM
6	Ernielee31405@gmail.com	2/8/2020 9:24 AM
7	jhmcræ@bellsouth.net	2/7/2020 5:05 PM
8	Vallyeblanton@bellsouth.net	2/7/2020 4:31 PM
9	cherylrice@msn.com	1/28/2020 3:04 PM
10	2018gatoty@gmail.com	1/15/2020 8:55 PM

Q7 Please select the top 2 most important issues or practices for teachers and students in your state.

Answered: 9 Skipped: 1





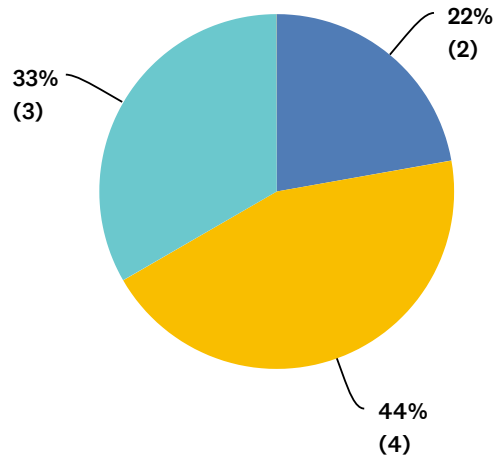
Q8 What else is important for teachers and students in your state (optional)?

Answered: 4 Skipped: 6

#	RESPONSES	DATE
1	Social and Emotional Learning and teacher recruitment	2/11/2020 10:03 AM
2	Student loan forgiveness	2/11/2020 6:04 AM
3	SEL Dual enrollment vs. AP courses	2/9/2020 10:26 AM
4	I have moved to NC, but see a big difference in the education communities here and in GA. In NC a great deal of frustration is felt by teachers and more political activities by teacher organization-- NC only has NEA. Both states have elected state supt. which which does noy mean the most qualified person is in the job, the pay id less than the top local supt. make and there are not qualifcations to run. Current NC Supt taught 2 years before going into law.	2/7/2020 5:12 PM

Q9 Bias negatively affects student learning in my state.

Answered: 9 Skipped: 1

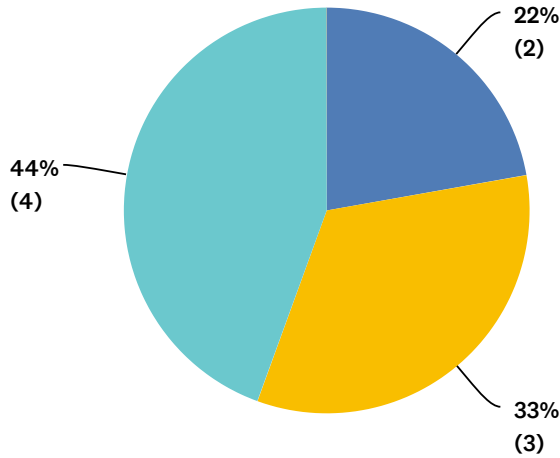


■ Strongly disagree
 ■ Disagree
 ■ Neutral
 ■ Agree
 ■ Strongly agree

	STRONGLY DISAGREE	DISAGREE	NEUTRAL	AGREE	STRONGLY AGREE	TOTAL	WEIGHTED AVERAGE
(no label)	0% 0	22% 2	44% 4	33% 3	0% 0	9	1.11

Q10 A lack of cultural competency negatively affects student learning in my state.

Answered: 9 Skipped: 1

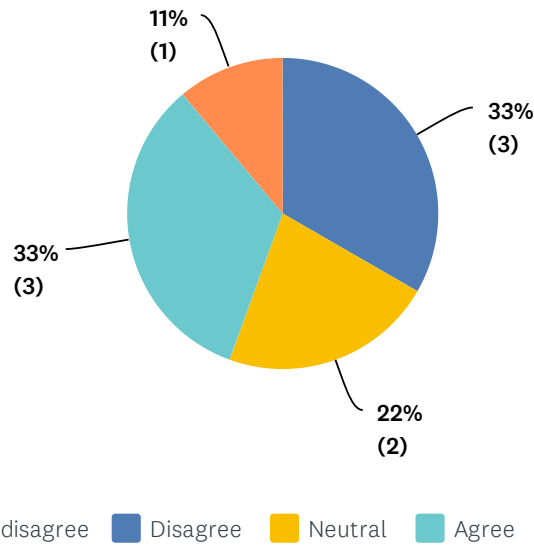


■ Strongly disagree
 ■ Disagree
 ■ Neutral
 ■ Agree
 ■ Strongly agree

	STRONGLY DISAGREE	DISAGREE	NEUTRAL	AGREE	STRONGLY AGREE	TOTAL	WEIGHTED AVERAGE
(no label)	0% 0	22% 2	33% 3	44% 4	0% 0	9	1.22

Q11 A lack of teacher leadership negatively affects student learning in my state.

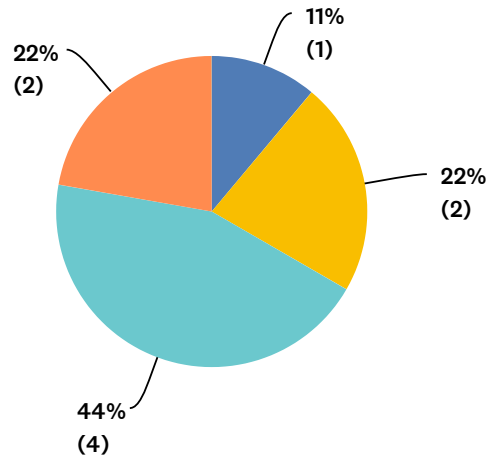
Answered: 9 Skipped: 1



	STRONGLY DISAGREE	DISAGREE	NEUTRAL	AGREE	STRONGLY AGREE	TOTAL	WEIGHTED AVERAGE
(no label)	0% 0	33% 3	22% 2	33% 3	11% 1	9	1.22

Q12 A lack of equity negatively affects student learning in my state.

Answered: 9 Skipped: 1

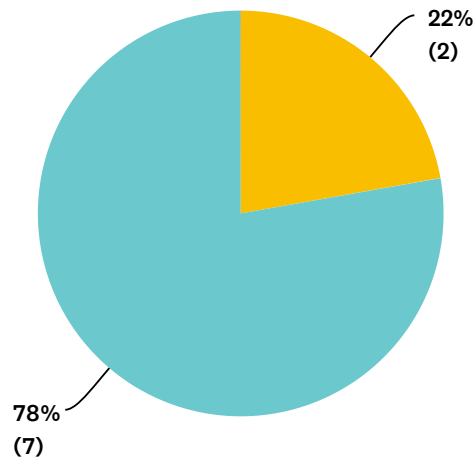


■ Strongly disagree
 ■ Disagree
 ■ Neutral
 ■ Agree
 ■ Strongly agree

	STRONGLY DISAGREE	DISAGREE	NEUTRAL	AGREE	STRONGLY AGREE	TOTAL	WEIGHTED AVERAGE
(no label)	0% 0	11% 1	22% 2	44% 4	22% 2	9	1.78

Q13 The gap between Pk12 and higher education negatively affects student learning in my state.

Answered: 9 Skipped: 1

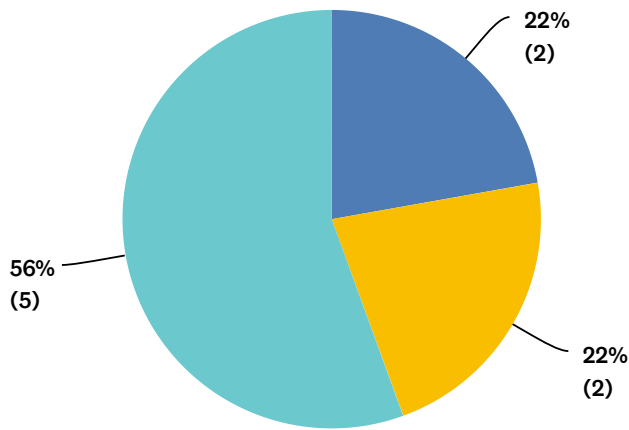


■ Strongly disagree
 ■ Disagree
 ■ Neutral
 ■ Agree
 ■ Strongly agree

	STRONGLY DISAGREE	DISAGREE	NEUTRAL	AGREE	STRONGLY AGREE	TOTAL	WEIGHTED AVERAGE
(no label)	0% 0	0% 0	22% 2	78% 7	0% 0	9	1.78

Q14 School accountability negatively affects student learning in my state.

Answered: 9 Skipped: 1

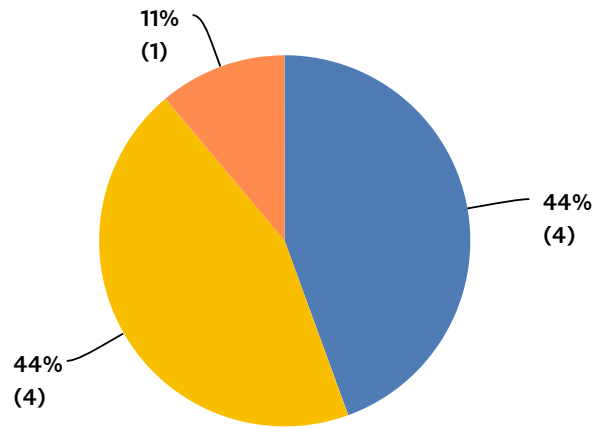


■ Strongly disagree
 ■ Disagree
 ■ Neutral
 ■ Agree
 ■ Strongly agree

	STRONGLY DISAGREE	DISAGREE	NEUTRAL	AGREE	STRONGLY AGREE	TOTAL	WEIGHTED AVERAGE
(no label)	0% 0	22% 2	22% 2	56% 5	0% 0	9	1.33

Q15 Gun violence negatively affects student learning in my state.

Answered: 9 Skipped: 1

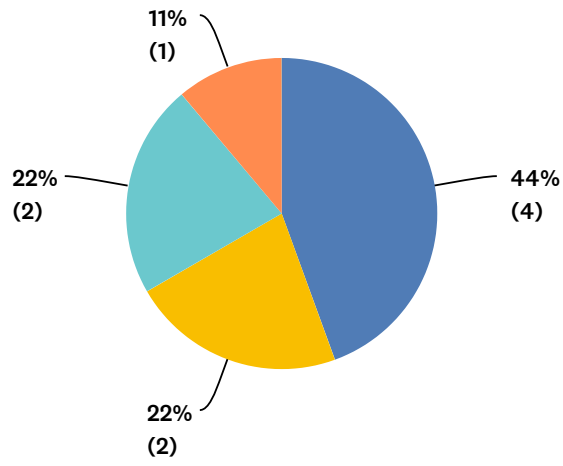


■ Strongly disagree
 ■ Disagree
 ■ Neutral
 ■ Agree
 ■ Strongly agree

	STRONGLY DISAGREE	DISAGREE	NEUTRAL	AGREE	STRONGLY AGREE	TOTAL	WEIGHTED AVERAGE
(no label)	0% 0	44% 4	44% 4	0% 0	11% 1	9	0.78

Q16 Immigration negatively affects student learning in my state.

Answered: 9 Skipped: 1

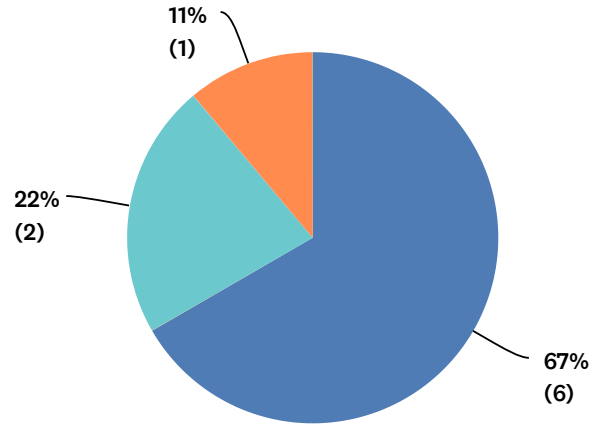


■ Strongly disagree
 ■ Disagree
 ■ Neutral
 ■ Agree
 ■ Strongly agree

	STRONGLY DISAGREE	DISAGREE	NEUTRAL	AGREE	STRONGLY AGREE	TOTAL	WEIGHTED AVERAGE
(no label)	0% 0	44% 4	22% 2	22% 2	11% 1	9	1.00

Q17 Bias against LGBTQ students negatively affects student learning in my state.

Answered: 9 Skipped: 1

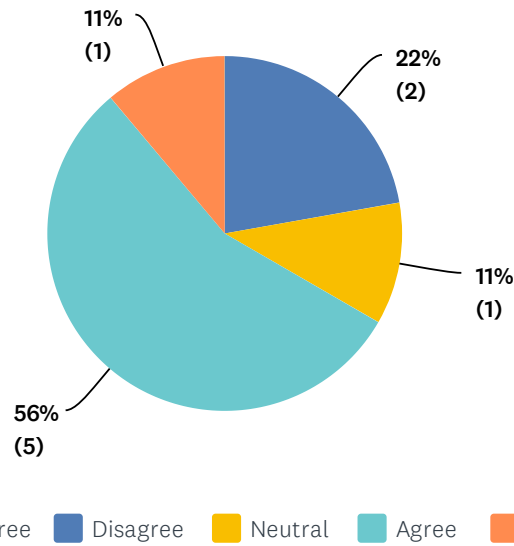


■ Strongly disagree
 ■ Disagree
 ■ Neutral
 ■ Agree
 ■ Strongly agree

	STRONGLY DISAGREE	DISAGREE	NEUTRAL	AGREE	STRONGLY AGREE	TOTAL	WEIGHTED AVERAGE
(no label)	0% 0	67% 6	0% 0	22% 2	11% 1	9	0.78

Q18 A lack of effective professional learning and development negatively affects student learning in my state.

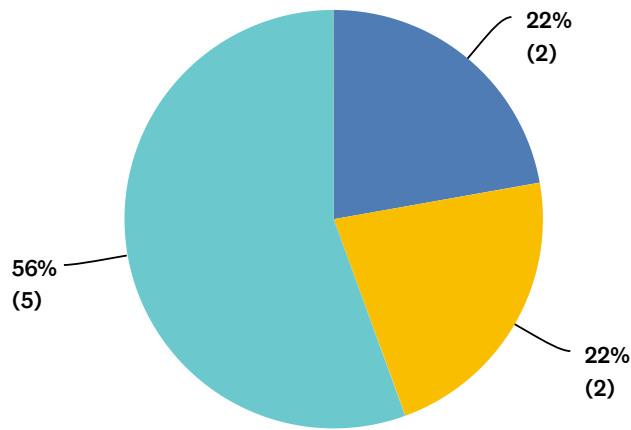
Answered: 9 Skipped: 1



	STRONGLY DISAGREE	DISAGREE	NEUTRAL	AGREE	STRONGLY AGREE	TOTAL	WEIGHTED AVERAGE
(no label)	0% 0	22% 2	11% 1	56% 5	11% 1	9	1.56

Q19 Racism negatively affects student learning in my state.

Answered: 9 Skipped: 1

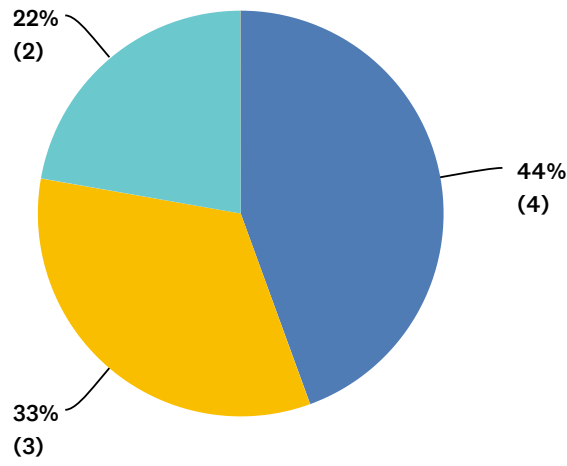


■ Strongly disagree
 ■ Disagree
 ■ Neutral
 ■ Agree
 ■ Strongly agree

	STRONGLY DISAGREE	DISAGREE	NEUTRAL	AGREE	STRONGLY AGREE	TOTAL	WEIGHTED AVERAGE
(no label)	0% 0	22% 2	22% 2	56% 5	0% 0	9	1.33

Q20 School choice negatively affects student learning in my state.

Answered: 9 Skipped: 1

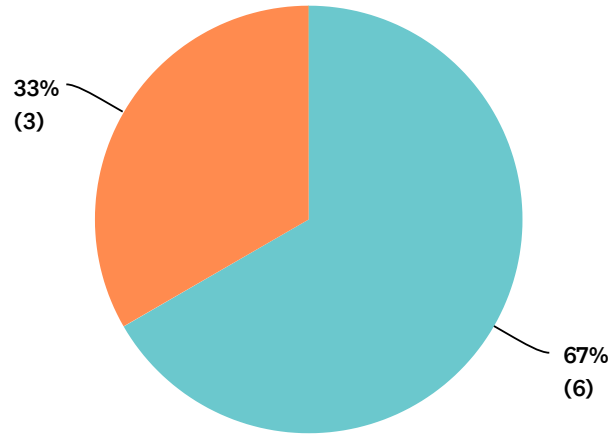


■ Strongly disagree
 ■ Disagree
 ■ Neutral
 ■ Agree
 ■ Strongly agree

	STRONGLY DISAGREE	DISAGREE	NEUTRAL	AGREE	STRONGLY AGREE	TOTAL	WEIGHTED AVERAGE
(no label)	0% 0	44% 4	33% 3	22% 2	0% 0	9	0.78

Q21 Disparities in school funding negatively affect student learning in my state.

Answered: 9 Skipped: 1

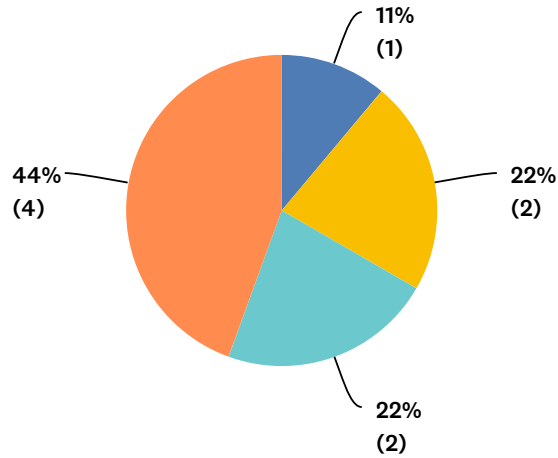


■ Strongly disagree
 ■ Disagree
 ■ Neutral
 ■ Agree
 ■ Strongly agree

	STRONGLY DISAGREE	DISAGREE	NEUTRAL	AGREE	STRONGLY AGREE	TOTAL	WEIGHTED AVERAGE
(no label)	0% 0	0% 0	0% 0	67% 6	33% 3	9	2.33

Q22 A lack of social and emotional learning negatively affects student learning in my state.

Answered: 9 Skipped: 1

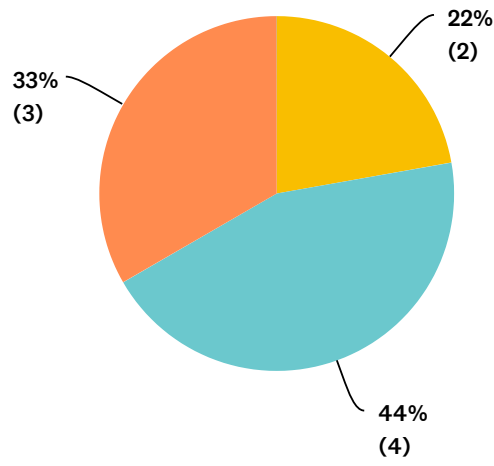


■ Strongly disagree
 ■ Disagree
 ■ Neutral
 ■ Agree
 ■ Strongly agree

	STRONGLY DISAGREE	DISAGREE	NEUTRAL	AGREE	STRONGLY AGREE	TOTAL	WEIGHTED AVERAGE
(no label)	0% 0	11% 1	22% 2	22% 2	44% 4	9	2.00

Q23 Standardized testing negatively affects student learning in my state.

Answered: 9 Skipped: 1

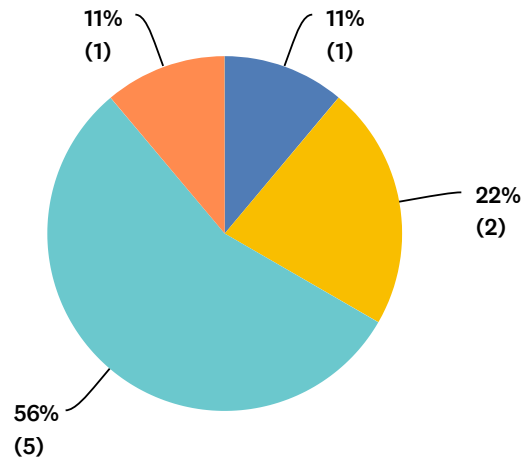


■ Strongly disagree
 ■ Disagree
 ■ Neutral
 ■ Agree
 ■ Strongly agree

	STRONGLY DISAGREE	DISAGREE	NEUTRAL	AGREE	STRONGLY AGREE	TOTAL	WEIGHTED AVERAGE
(no label)	0% 0	0% 0	22% 2	44% 4	33% 3	9	2.11

Q24 Student bullying negatively affects student learning in my state.

Answered: 9 Skipped: 1

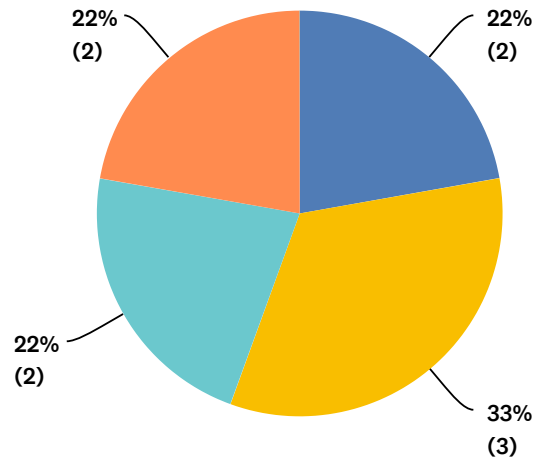


■ Strongly disagree
 ■ Disagree
 ■ Neutral
 ■ Agree
 ■ Strongly agree

	STRONGLY DISAGREE	DISAGREE	NEUTRAL	AGREE	STRONGLY AGREE	TOTAL	WEIGHTED AVERAGE
(no label)	0% 0	11% 1	22% 2	56% 5	11% 1	9	1.67

Q25 A lack of supports for English Language Learners negatively affects student learning in my state.

Answered: 9 Skipped: 1

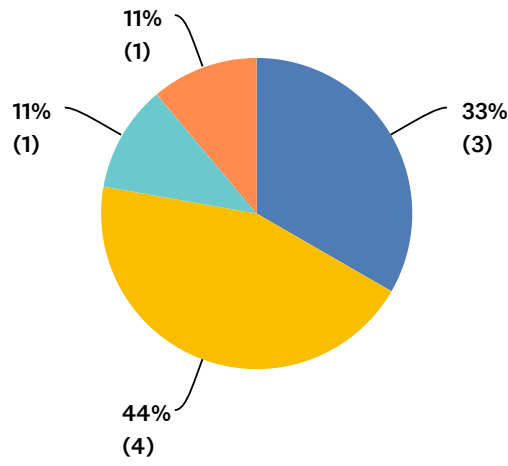


■ Strongly disagree
 ■ Disagree
 ■ Neutral
 ■ Agree
 ■ Strongly agree

	STRONGLY DISAGREE	DISAGREE	NEUTRAL	AGREE	STRONGLY AGREE	TOTAL	WEIGHTED AVERAGE
(no label)	0% 0	22% 2	33% 3	22% 2	22% 2	9	1.44

Q26 Teacher bullying negatively affects student learning in my state.

Answered: 9 Skipped: 1

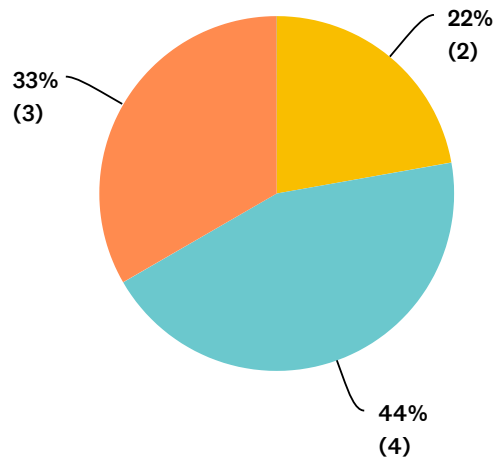


■ Strongly disagree
 ■ Disagree
 ■ Neutral
 ■ Agree
 ■ Strongly agree

	STRONGLY DISAGREE	DISAGREE	NEUTRAL	AGREE	STRONGLY AGREE	TOTAL	WEIGHTED AVERAGE
(no label)	0% 0	33% 3	44% 4	11% 1	11% 1	9	1.00

Q27 Teacher recruitment negatively affects student learning in my state.

Answered: 9 Skipped: 1

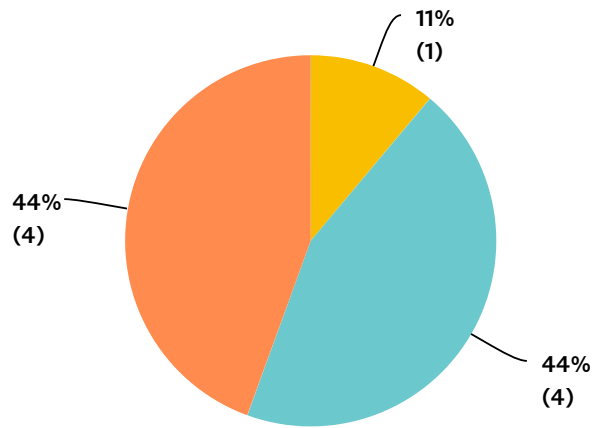


■ Strongly disagree
 ■ Disagree
 ■ Neutral
 ■ Agree
 ■ Strongly agree

	STRONGLY DISAGREE	DISAGREE	NEUTRAL	AGREE	STRONGLY AGREE	TOTAL	WEIGHTED AVERAGE
(no label)	0% 0	0% 0	22% 2	44% 4	33% 3	9	2.11

Q28 Teacher retention negatively affects student learning in my state.

Answered: 9 Skipped: 1

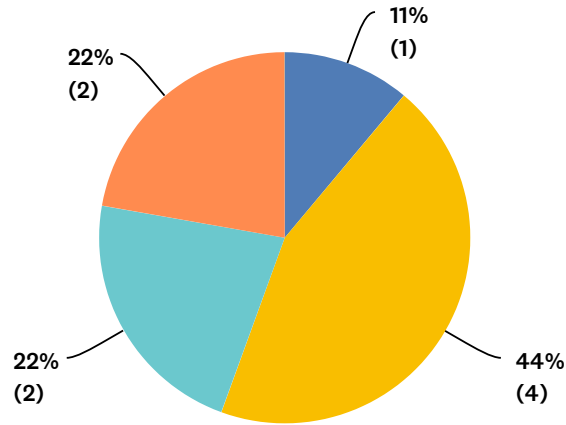


■ Strongly disagree
 ■ Disagree
 ■ Neutral
 ■ Agree
 ■ Strongly agree

	STRONGLY DISAGREE	DISAGREE	NEUTRAL	AGREE	STRONGLY AGREE	TOTAL	WEIGHTED AVERAGE
(no label)	0% 0	0% 0	11% 1	44% 4	44% 4	9	2.33

Q29 A lack of trauma-informed instruction negatively affects student learning in my state.

Answered: 9 Skipped: 1

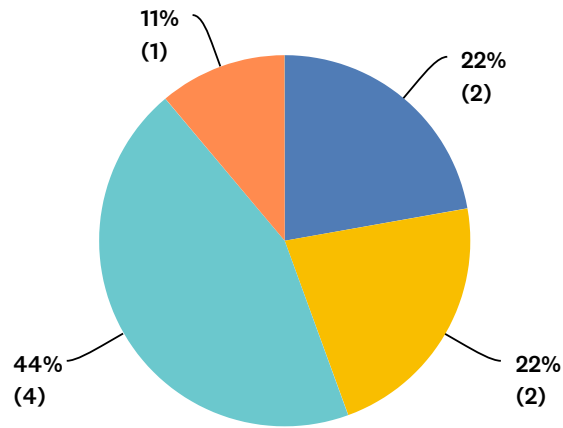


■ Strongly disagree
 ■ Disagree
 ■ Neutral
 ■ Agree
 ■ Strongly agree

	STRONGLY DISAGREE	DISAGREE	NEUTRAL	AGREE	STRONGLY AGREE	TOTAL	WEIGHTED AVERAGE
(no label)	0% 0	11% 1	44% 4	22% 2	22% 2	9	1.56

Q30 A lack of teacher diversity negatively affects student learning in my state.

Answered: 9 Skipped: 1



■ Strongly disagree
 ■ Disagree
 ■ Neutral
 ■ Agree
 ■ Strongly agree

	STRONGLY DISAGREE	DISAGREE	NEUTRAL	AGREE	STRONGLY AGREE	TOTAL	WEIGHTED AVERAGE
(no label)	0% 0	22% 2	22% 2	44% 4	11% 1	9	1.44

Q31 Feedback (optional):

Answered: 1 Skipped: 9

#	RESPONSES	DATE
1	Many of these areas of concern include a broad spectrum of issues loosely encapsulated under an umbrella topic. Ultimately this diluted the impact and ability to address the topic effectively.	2/9/2020 10:31 AM