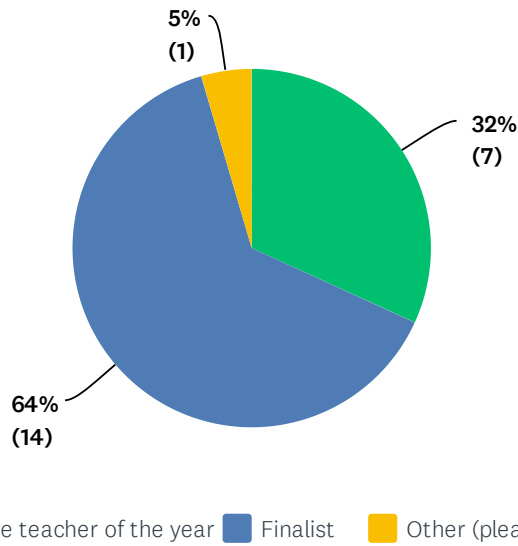


Q1 Are you a state teacher of the year or a finalist?

Answered: 22 Skipped: 0



ANSWER CHOICES	RESPONSES
State teacher of the year	32% 7
Finalist	64% 14
Other (please specify)	5% 1
TOTAL	22

#	OTHER (PLEASE SPECIFY)	DATE
1	Milken Educator. NSF White House Pres Award. NAU Schlorship ect...	1/30/2020 7:43 PM

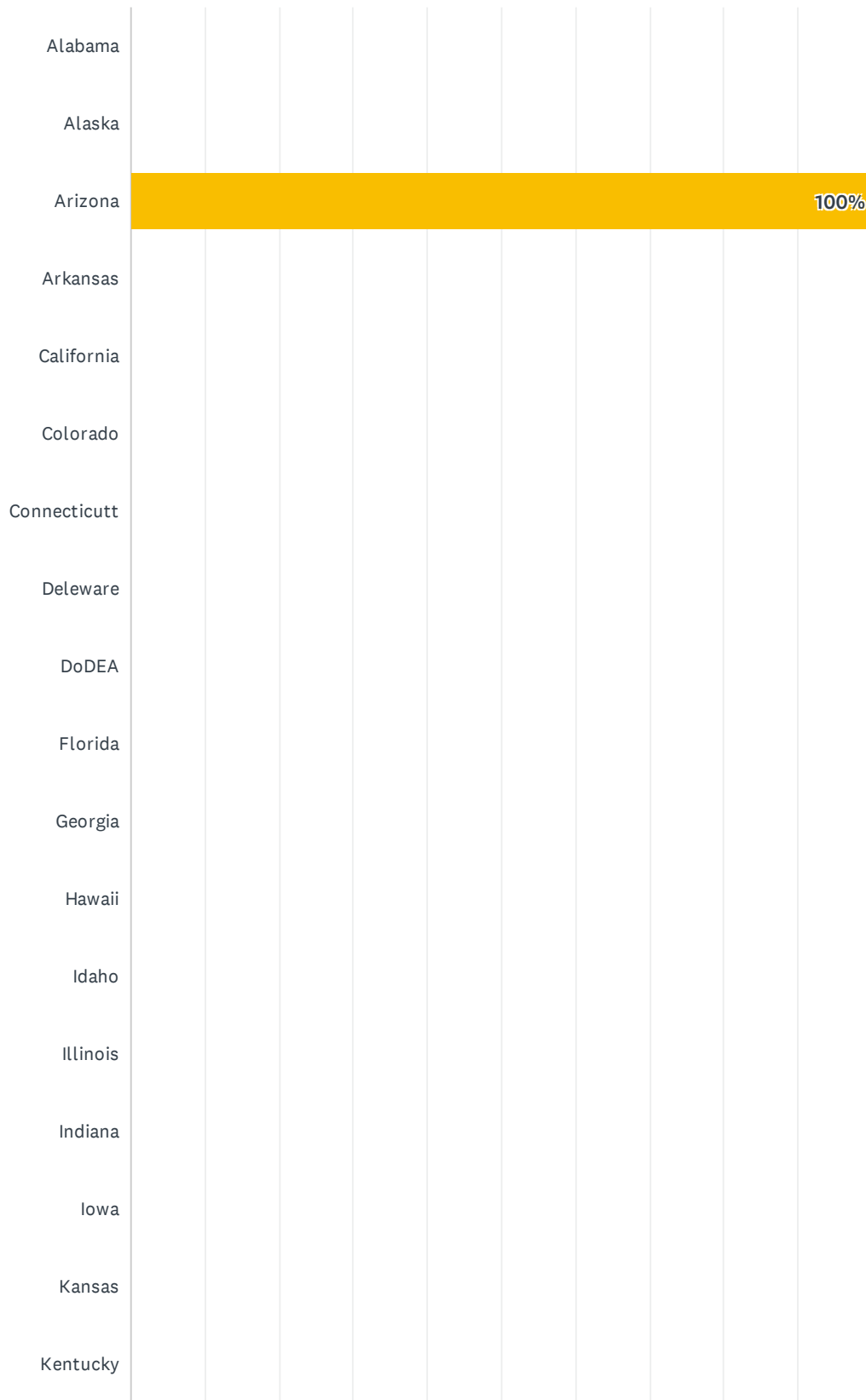
Q2 In what year?

Answered: 22 Skipped: 0

#	RESPONSES	DATE
1	2017	2/10/2020 12:27 PM
2	2003	2/9/2020 9:22 PM
3	2005	2/7/2020 1:14 PM
4	2018	2/7/2020 12:36 PM
5	2012	2/3/2020 1:28 PM
6	2018	2/2/2020 3:49 PM
7	1996	1/31/2020 1:00 PM
8	2020	1/31/2020 12:43 PM
9	2015	1/31/2020 10:24 AM
10	2019	1/31/2020 10:05 AM
11	2016	1/31/2020 9:43 AM
12	2005	1/31/2020 7:54 AM
13	2020	1/30/2020 10:28 PM
14	2020	1/30/2020 8:55 PM
15	2019	1/30/2020 8:04 PM
16	2005	1/30/2020 7:58 PM
17	2000	1/30/2020 7:43 PM
18	2007	1/30/2020 7:30 PM
19	2019	1/30/2020 3:49 PM
20	2020	1/30/2020 2:32 PM
21	2019	1/28/2020 1:34 PM
22	2014	1/15/2020 10:24 AM

Q3 In which state were you recognized as a state teacher of the year or finalist?

Answered: 22 Skipped: 0



Louisiana										
Maine										
Maryland										
Massachusetts										
Michigan										
Minnesota										
Mississippi										
Missouri										
Montana										
Nebraska										
Nevada										
New Hampshire										
New Jersey										
New Mexico										
New York										
North Carolina										
North Dakota										
Ohio										
Oklahoma										
Oregon										
Pennsylvania										

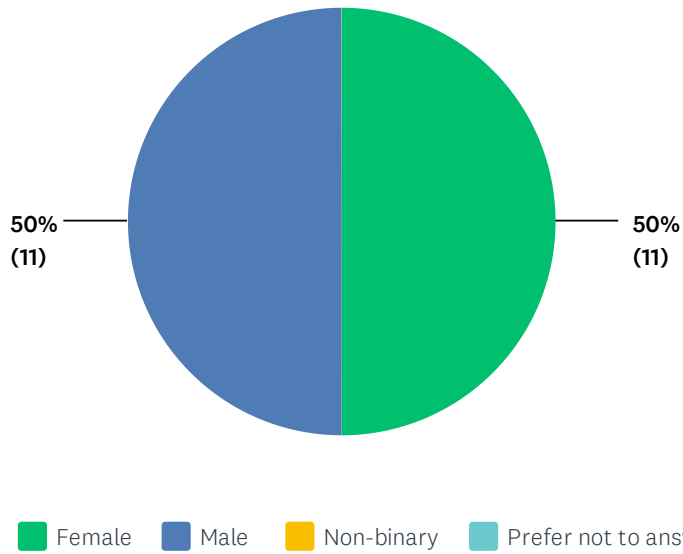


ANSWER CHOICES	RESPONSES	
Alabama	0%	0
Alaska	0%	0
Arizona	100%	22
Arkansas	0%	0
California	0%	0
Colorado	0%	0
Connecticut	0%	0
Deleware	0%	0
DoDEA	0%	0
Florida	0%	0
Georgia	0%	0
Hawaii	0%	0
Idaho	0%	0
Illinois	0%	0
Indiana	0%	0
Iowa	0%	0
Kansas	0%	0
Kentucky	0%	0
Louisiana	0%	0
Maine	0%	0
Maryland	0%	0
Massachusetts	0%	0
Michigan	0%	0
Minnesota	0%	0
Mississippi	0%	0
Missouri	0%	0
Montana	0%	0
Nebraska	0%	0
Nevada	0%	0
New Hampshire	0%	0
New Jersey	0%	0
New Mexico	0%	0

New York	0%	0
North Carolina	0%	0
North Dakota	0%	0
Ohio	0%	0
Oklahoma	0%	0
Oregon	0%	0
Pennsylvania	0%	0
Puerto Rico	0%	0
Rhode Island	0%	0
South Carolina	0%	0
South Dakota	0%	0
Tennessee	0%	0
Texas	0%	0
U.S. Territory	0%	0
Utah	0%	0
Vermont	0%	0
Virginia	0%	0
Washington	0%	0
Washington, DC	0%	0
West Virginia	0%	0
Wisconsin	0%	0
Wyoming	0%	0
TOTAL		22

Q4 What gender do you identify as?

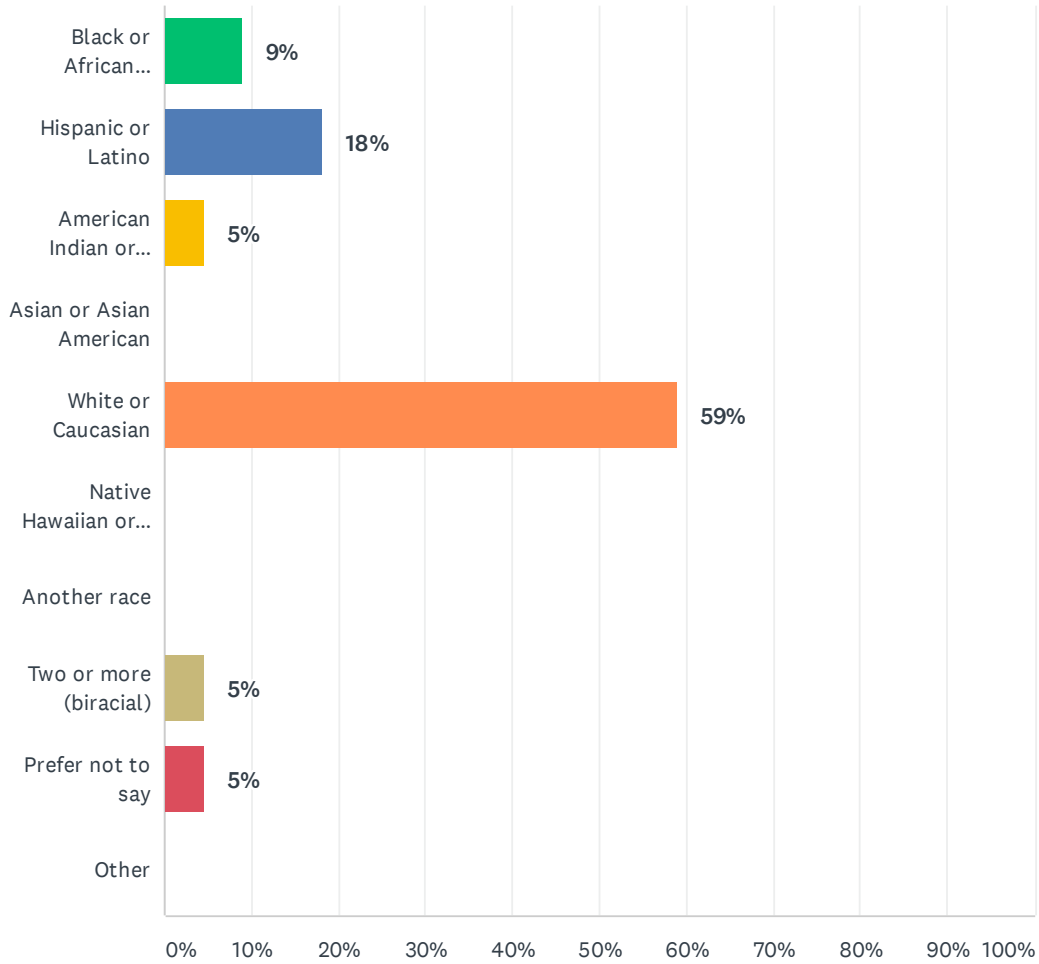
Answered: 22 Skipped: 0



ANSWER CHOICES	RESPONSES	
Female	50%	11
Male	50%	11
Non-binary	0%	0
Prefer not to answer	0%	0
TOTAL		22

Q5 Please specify your ethnicity.

Answered: 22 Skipped: 0



ANSWER CHOICES	RESPONSES	
Black or African American	9%	2
Hispanic or Latino	18%	4
American Indian or Alaska Native	5%	1
Asian or Asian American	0%	0
White or Caucasian	59%	13
Native Hawaiian or other Pacific Islander	0%	0
Another race	0%	0
Two or more (biracial)	5%	1
Prefer not to say	5%	1
Other	0%	0
TOTAL		22

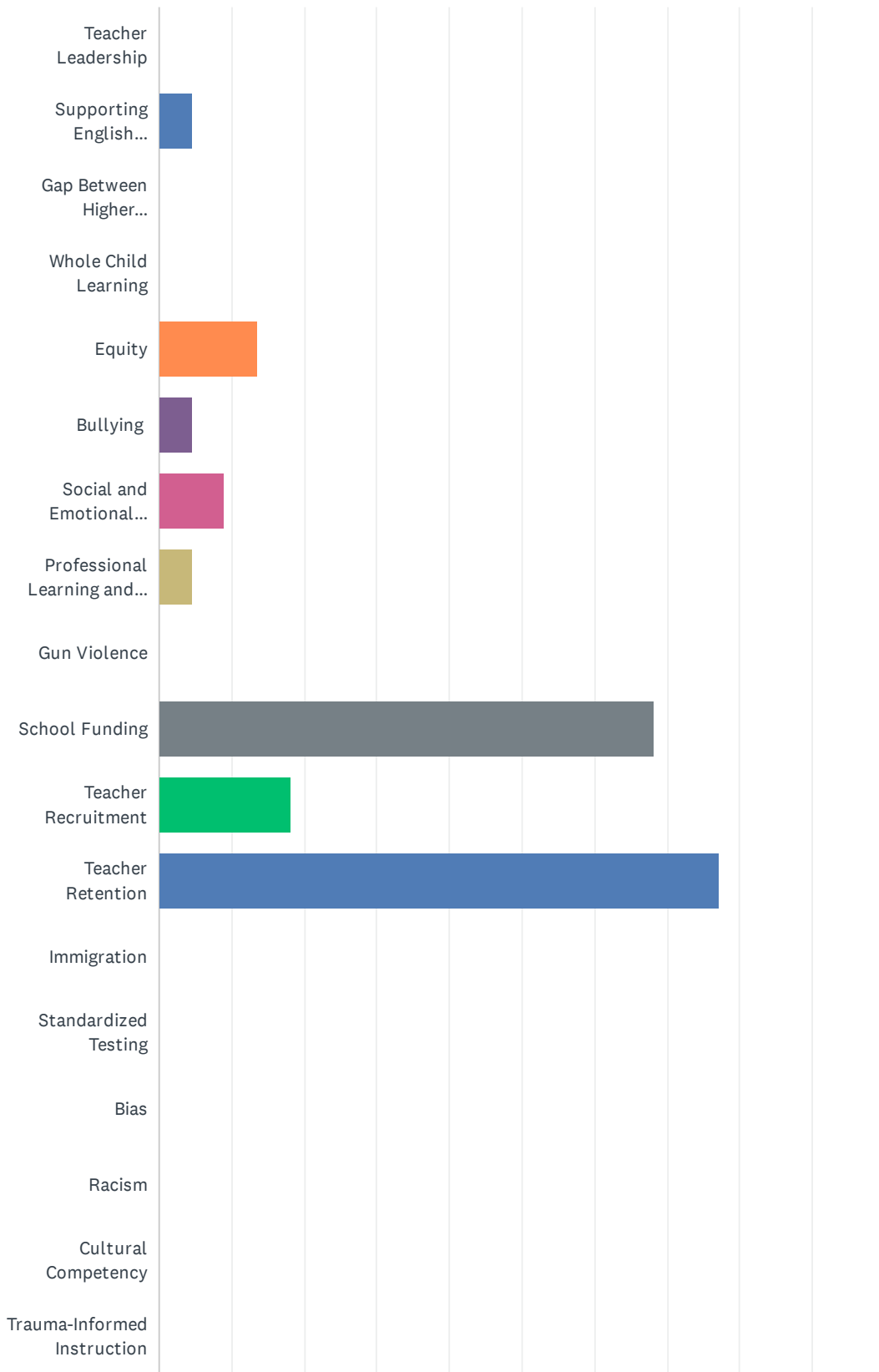
Q6 Your email address (it will only be used for the purposes of this survey):

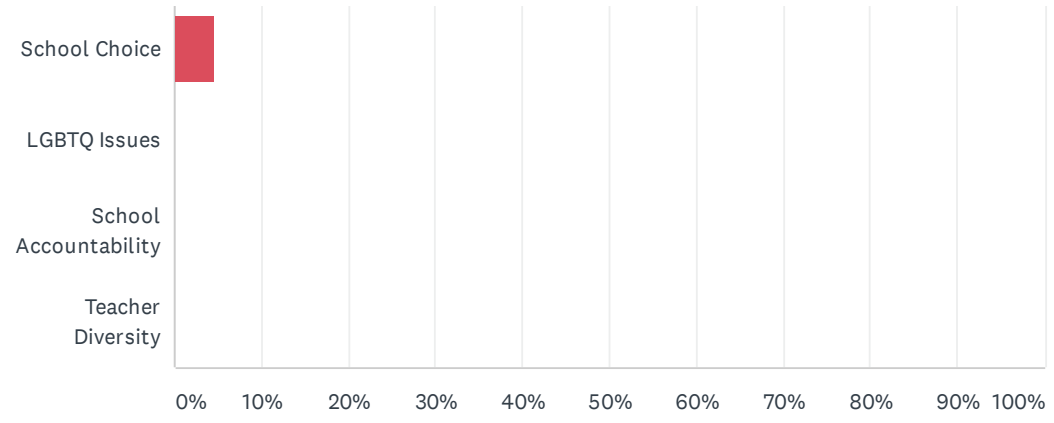
Answered: 22 Skipped: 0

#	RESPONSES	DATE
1	Mbdoherty2019@gmail.com	2/10/2020 12:27 PM
2	djrich.az@gmail.com	2/9/2020 9:22 PM
3	ldjohnson@mpsaz.org	2/7/2020 1:14 PM
4	justean.palmer@dysart.org	2/7/2020 12:36 PM
5	dlyw@msn.com	2/3/2020 1:28 PM
6	jmeibos@gmail.com	2/2/2020 3:49 PM
7	jodi.chesbro@dvusd.org	1/31/2020 1:00 PM
8	naterios12@gmail.com	1/31/2020 12:43 PM
9	kkehl@desertchristian.org	1/31/2020 10:24 AM
10	mcbarker@mpsaz.org	1/31/2020 10:05 AM
11	vgoose2000@hotmail.com	1/31/2020 9:43 AM
12	ldjohnson@mpsaz.org	1/31/2020 7:54 AM
13	tktidwell@mpsaz.org	1/30/2020 10:28 PM
14	Benjamin.Collinsworth@gmail.com	1/30/2020 8:55 PM
15	sheriknightkatie@yahoo.com	1/30/2020 8:04 PM
16	deedyp@me.com	1/30/2020 7:58 PM
17	James.manley@nau.edu	1/30/2020 7:43 PM
18	Maryperez22@gmail.com	1/30/2020 7:30 PM
19	kneal@phoenixunion.org	1/30/2020 3:49 PM
20	Lynccharli@gmail	1/30/2020 2:32 PM
21	gerald.k.neal@gmail.com	1/28/2020 1:34 PM
22	daringtoteach99@gmail.com	1/15/2020 10:24 AM

Q7 Please select the top 2 most important issues or practices for teachers and students in your state.

Answered: 22 Skipped: 0





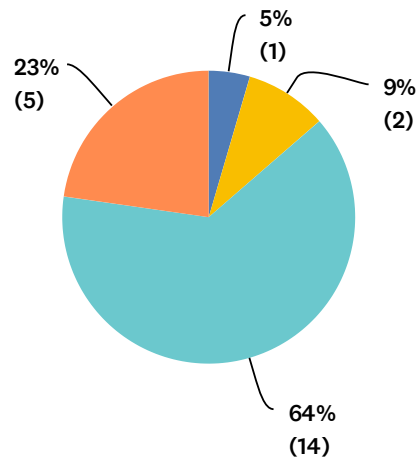
Q8 What else is important for teachers and students in your state (optional)?

Answered: 13 Skipped: 9

#	RESPONSES	DATE
1	Second language learners	2/10/2020 12:28 PM
2	school funding	2/9/2020 9:24 PM
3	teacher retention	2/3/2020 1:29 PM
4	Teacher retention	1/31/2020 1:01 PM
5	School choice is incredibly important. The lack of consistent standards and imbalanced funding for charters versus traditional public schools is debilitating.	1/31/2020 12:47 PM
6	The lack of STEM teachers... We have only 159 physics teachers left in the state	1/31/2020 9:44 AM
7	1st - Equity in teacher qualifications for public school teachers and charter school teachers. 2nd - Funding for upkeep of school facilities and the funding of new ones. 3rd - Class size limits - teacher to student ratios are continually addressed at all grades levels equally.	1/31/2020 7:59 AM
8	Preschool funding and availability, racial equity	1/30/2020 8:56 PM
9	Attracting excellent candidates to the profession.	1/30/2020 8:00 PM
10	School funding	1/30/2020 7:45 PM
11	Equity in funding and school choice or privatization efforts.	1/30/2020 7:31 PM
12	Teacher diversity; Standardized Testing; Teacher Recruitment; Racism; Trauma-informed Instruction; Immigration	1/30/2020 3:52 PM
13	Everything else on the list!	1/15/2020 10:25 AM

Q9 Bias negatively affects student learning in my state.

Answered: 22 Skipped: 0

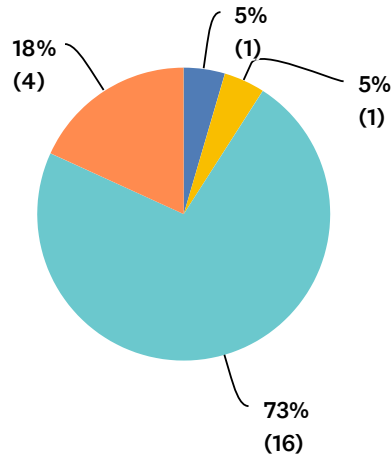


■ Strongly disagree
 ■ Disagree
 ■ Neutral
 ■ Agree
 ■ Strongly agree

	STRONGLY DISAGREE	DISAGREE	NEUTRAL	AGREE	STRONGLY AGREE	TOTAL	WEIGHTED AVERAGE
(no label)	0% 0	5% 1	9% 2	64% 14	23% 5	22	2.05

Q10 A lack of cultural competency negatively affects student learning in my state.

Answered: 22 Skipped: 0

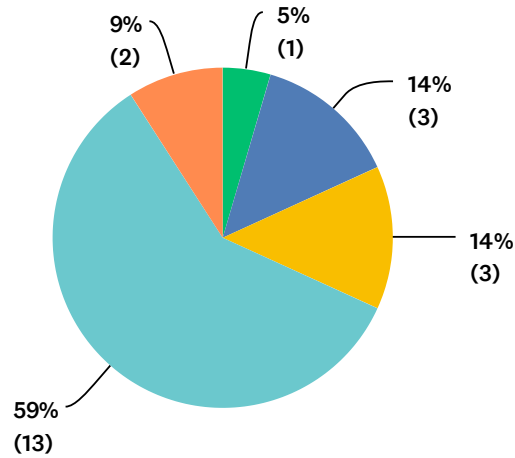


■ Strongly disagree
 ■ Disagree
 ■ Neutral
 ■ Agree
 ■ Strongly agree

	STRONGLY DISAGREE	DISAGREE	NEUTRAL	AGREE	STRONGLY AGREE	TOTAL	WEIGHTED AVERAGE
(no label)	0% 0	5% 1	5% 1	73% 16	18% 4	22	2.05

Q11 A lack of teacher leadership negatively affects student learning in my state.

Answered: 22 Skipped: 0

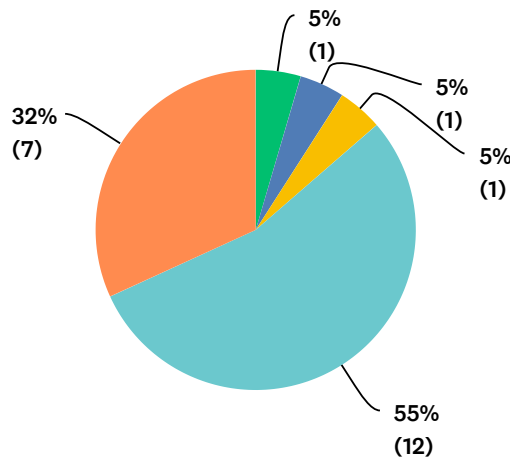


■ Strongly disagree
 ■ Disagree
 ■ Neutral
 ■ Agree
 ■ Strongly agree

	STRONGLY DISAGREE	DISAGREE	NEUTRAL	AGREE	STRONGLY AGREE	TOTAL	WEIGHTED AVERAGE
(no label)	5% 1	14% 3	14% 3	59% 13	9% 2	22	1.59

Q12 A lack of equity negatively affects student learning in my state.

Answered: 22 Skipped: 0

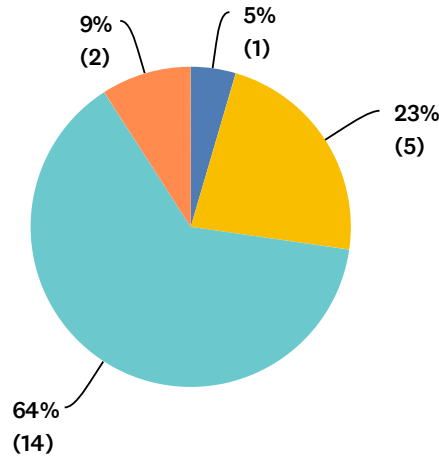


■ Strongly disagree
 ■ Disagree
 ■ Neutral
 ■ Agree
 ■ Strongly agree

	STRONGLY DISAGREE	DISAGREE	NEUTRAL	AGREE	STRONGLY AGREE	TOTAL	WEIGHTED AVERAGE
(no label)	5% 1	5% 1	5% 1	55% 12	32% 7	22	2.09

Q13 The gap between Pk12 and higher education negatively affects student learning in my state.

Answered: 22 Skipped: 0

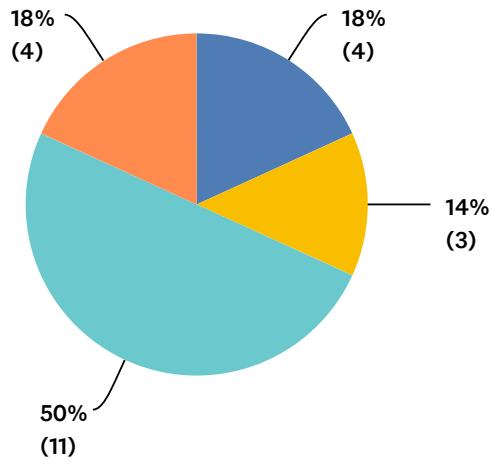


■ Strongly disagree
 ■ Disagree
 ■ Neutral
 ■ Agree
 ■ Strongly agree

	STRONGLY DISAGREE	DISAGREE	NEUTRAL	AGREE	STRONGLY AGREE	TOTAL	WEIGHTED AVERAGE
(no label)	0% 0	5% 1	23% 5	64% 14	9% 2	22	1.77

Q14 School accountability negatively affects student learning in my state.

Answered: 22 Skipped: 0

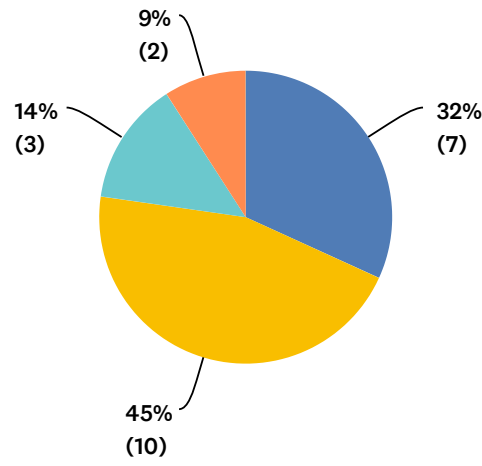


■ Strongly disagree
 ■ Disagree
 ■ Neutral
 ■ Agree
 ■ Strongly agree

	STRONGLY DISAGREE	DISAGREE	NEUTRAL	AGREE	STRONGLY AGREE	TOTAL	WEIGHTED AVERAGE
(no label)	0% 0	18% 4	14% 3	50% 11	18% 4	22	1.68

Q15 Gun violence negatively affects student learning in my state.

Answered: 22 Skipped: 0

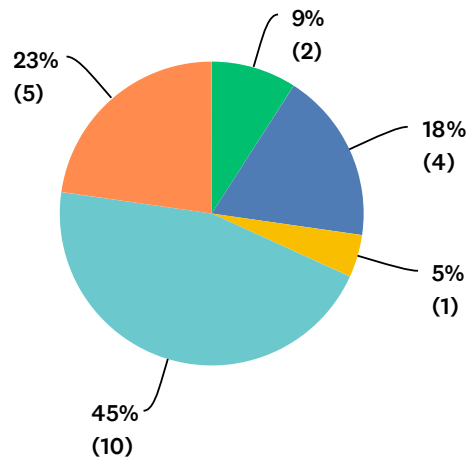


■ Strongly disagree
 ■ Disagree
 ■ Neutral
 ■ Agree
 ■ Strongly agree

	STRONGLY DISAGREE	DISAGREE	NEUTRAL	AGREE	STRONGLY AGREE	TOTAL	WEIGHTED AVERAGE
(no label)	0% 0	32% 7	45% 10	14% 3	9% 2	22	1.00

Q16 Immigration negatively affects student learning in my state.

Answered: 22 Skipped: 0

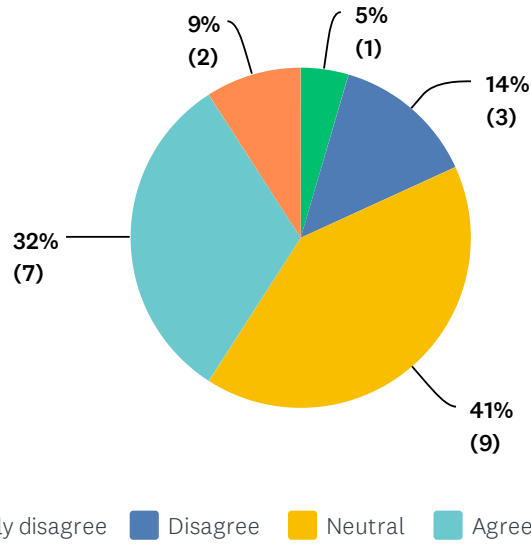


■ Strongly disagree
 ■ Disagree
 ■ Neutral
 ■ Agree
 ■ Strongly agree

	STRONGLY DISAGREE	DISAGREE	NEUTRAL	AGREE	STRONGLY AGREE	TOTAL	WEIGHTED AVERAGE
(no label)	9% 2	18% 4	5% 1	45% 10	23% 5	22	1.64

Q17 Bias against LGBTQ students negatively affects student learning in my state.

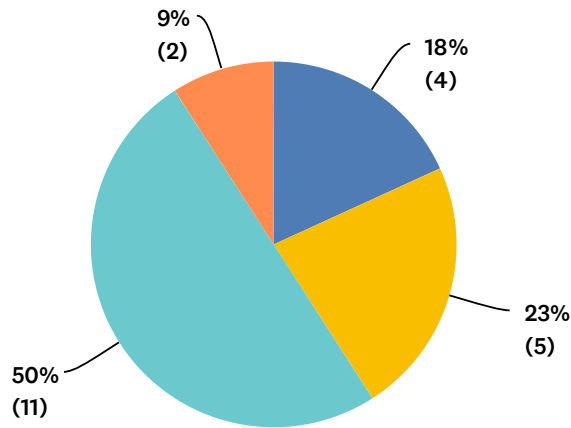
Answered: 22 Skipped: 0



	STRONGLY DISAGREE	DISAGREE	NEUTRAL	AGREE	STRONGLY AGREE	TOTAL	WEIGHTED AVERAGE
(no label)	5% 1	14% 3	41% 9	32% 7	9% 2	22	1.32

Q18 A lack of effective professional learning and development negatively affects student learning in my state.

Answered: 22 Skipped: 0

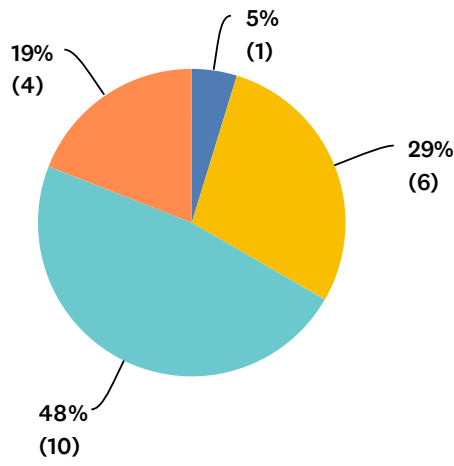


■ Strongly disagree
 ■ Disagree
 ■ Neutral
 ■ Agree
 ■ Strongly agree

	STRONGLY DISAGREE	DISAGREE	NEUTRAL	AGREE	STRONGLY AGREE	TOTAL	WEIGHTED AVERAGE
(no label)	0% 0	18% 4	23% 5	50% 11	9% 2	22	1.50

Q19 Racism negatively affects student learning in my state.

Answered: 21 Skipped: 1

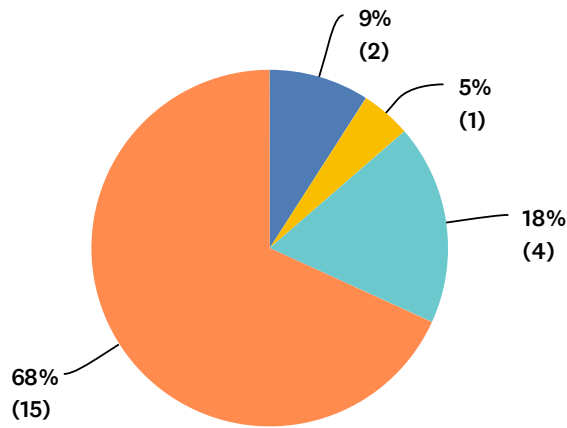


■ Strongly disagree
 ■ Disagree
 ■ Neutral
 ■ Agree
 ■ Strongly agree

	STRONGLY DISAGREE	DISAGREE	NEUTRAL	AGREE	STRONGLY AGREE	TOTAL	WEIGHTED AVERAGE
(no label)	0% 0	5% 1	29% 6	48% 10	19% 4	21	1.81

Q20 School choice negatively affects student learning in my state.

Answered: 22 Skipped: 0

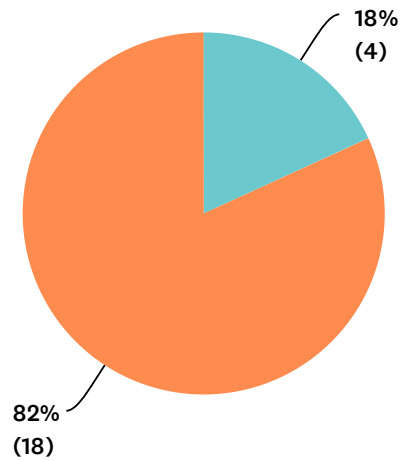


■ Strongly disagree
 ■ Disagree
 ■ Neutral
 ■ Agree
 ■ Strongly agree

	STRONGLY DISAGREE	DISAGREE	NEUTRAL	AGREE	STRONGLY AGREE	TOTAL	WEIGHTED AVERAGE
(no label)	0% 0	9% 2	5% 1	18% 4	68% 15	22	2.45

Q21 Disparities in school funding negatively affect student learning in my state.

Answered: 22 Skipped: 0

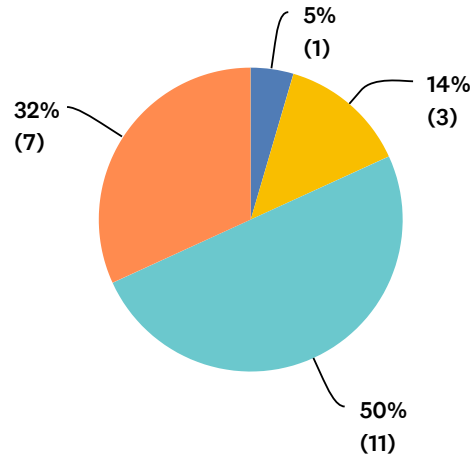


■ Strongly disagree
 ■ Disagree
 ■ Neutral
 ■ Agree
 ■ Strongly agree

	STRONGLY DISAGREE	DISAGREE	NEUTRAL	AGREE	STRONGLY AGREE	TOTAL	WEIGHTED AVERAGE
(no label)	0% 0	0% 0	0% 0	18% 4	82% 18	22	2.82

Q22 A lack of social and emotional learning negatively affects student learning in my state.

Answered: 22 Skipped: 0

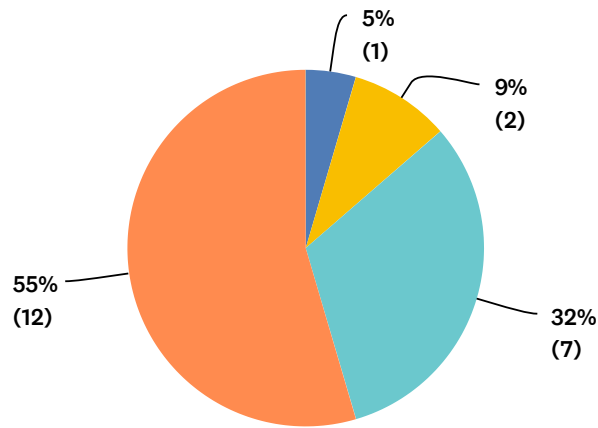


■ Strongly disagree
 ■ Disagree
 ■ Neutral
 ■ Agree
 ■ Strongly agree

	STRONGLY DISAGREE	DISAGREE	NEUTRAL	AGREE	STRONGLY AGREE	TOTAL	WEIGHTED AVERAGE
(no label)	0% 0	5% 1	14% 3	50% 11	32% 7	22	2.09

Q23 Standardized testing negatively affects student learning in my state.

Answered: 22 Skipped: 0

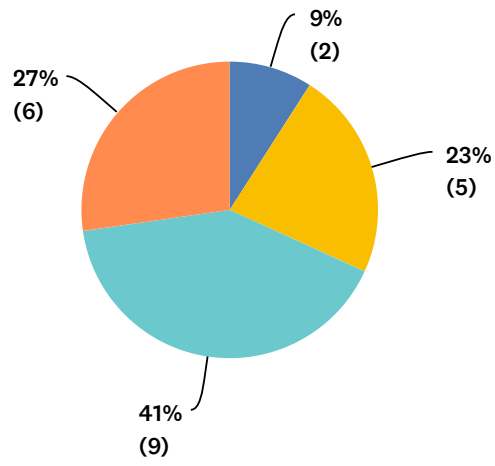


■ Strongly disagree
 ■ Disagree
 ■ Neutral
 ■ Agree
 ■ Strongly agree

	STRONGLY DISAGREE	DISAGREE	NEUTRAL	AGREE	STRONGLY AGREE	TOTAL	WEIGHTED AVERAGE
(no label)	0% 0	5% 1	9% 2	32% 7	55% 12	22	2.36

Q24 Student bullying negatively affects student learning in my state.

Answered: 22 Skipped: 0

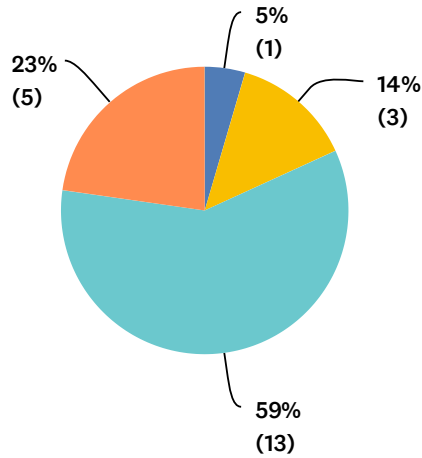


■ Strongly disagree
 ■ Disagree
 ■ Neutral
 ■ Agree
 ■ Strongly agree

	STRONGLY DISAGREE	DISAGREE	NEUTRAL	AGREE	STRONGLY AGREE	TOTAL	WEIGHTED AVERAGE
(no label)	0% 0	9% 2	23% 5	41% 9	27% 6	22	1.86

Q25 A lack of supports for English Language Learners negatively affects student learning in my state.

Answered: 22 Skipped: 0

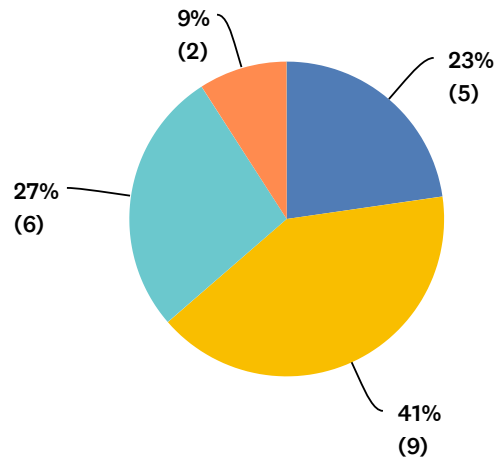


■ Strongly disagree
 ■ Disagree
 ■ Neutral
 ■ Agree
 ■ Strongly agree

	STRONGLY DISAGREE	DISAGREE	NEUTRAL	AGREE	STRONGLY AGREE	TOTAL	WEIGHTED AVERAGE
(no label)	0% 0	5% 1	14% 3	59% 13	23% 5	22	2.00

Q26 Teacher bullying negatively affects student learning in my state.

Answered: 22 Skipped: 0

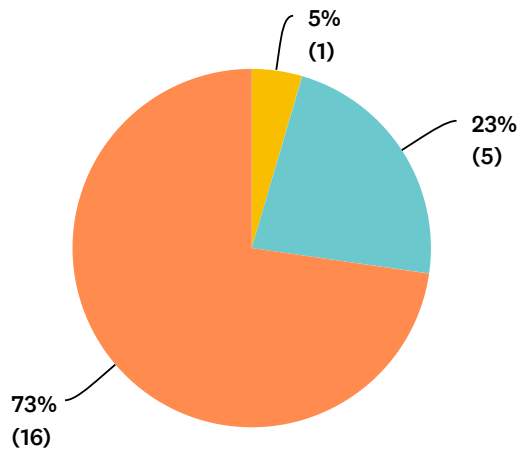


■ Strongly disagree
 ■ Disagree
 ■ Neutral
 ■ Agree
 ■ Strongly agree

	STRONGLY DISAGREE	DISAGREE	NEUTRAL	AGREE	STRONGLY AGREE	TOTAL	WEIGHTED AVERAGE
(no label)	0% 0	23% 5	41% 9	27% 6	9% 2	22	1.23

Q27 Teacher recruitment negatively affects student learning in my state.

Answered: 22 Skipped: 0

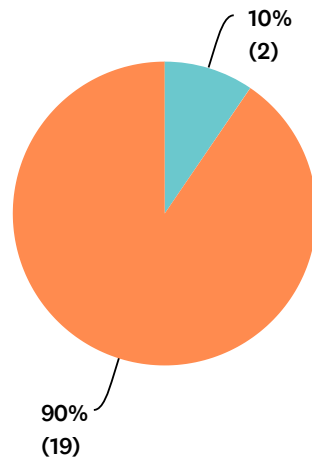


■ Strongly disagree
 ■ Disagree
 ■ Neutral
 ■ Agree
 ■ Strongly agree

	STRONGLY DISAGREE	DISAGREE	NEUTRAL	AGREE	STRONGLY AGREE	TOTAL	WEIGHTED AVERAGE
(no label)	0% 0	0% 0	5% 1	23% 5	73% 16	22	2.68

Q28 Teacher retention negatively affects student learning in my state.

Answered: 21 Skipped: 1

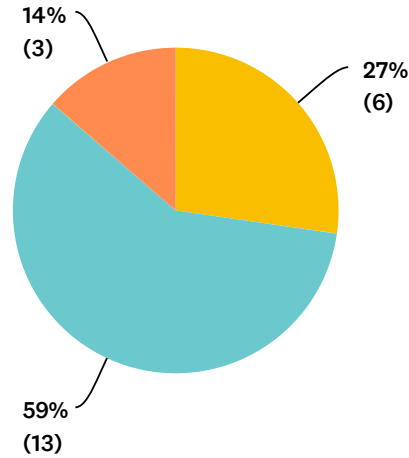


■ Strongly disagree
 ■ Disagree
 ■ Neutral
 ■ Agree
 ■ Strongly agree

	STRONGLY DISAGREE	DISAGREE	NEUTRAL	AGREE	STRONGLY AGREE	TOTAL	WEIGHTED AVERAGE
(no label)	0% 0	0% 0	0% 0	10% 2	90% 19	21	2.90

Q29 A lack of trauma-informed instruction negatively affects student learning in my state.

Answered: 22 Skipped: 0

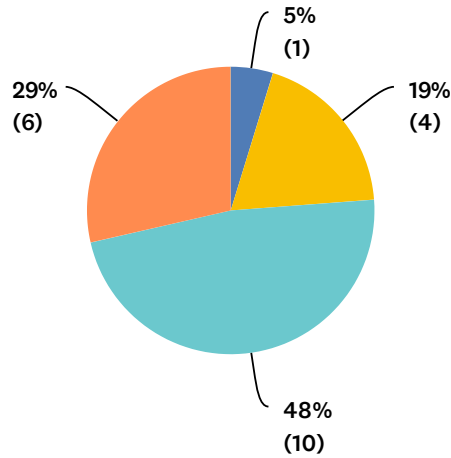


■ Strongly disagree
 ■ Disagree
 ■ Neutral
 ■ Agree
 ■ Strongly agree

	STRONGLY DISAGREE	DISAGREE	NEUTRAL	AGREE	STRONGLY AGREE	TOTAL	WEIGHTED AVERAGE
(no label)	0% 0	0% 0	27% 6	59% 13	14% 3	22	1.86

Q30 A lack of teacher diversity negatively affects student learning in my state.

Answered: 21 Skipped: 1



■ Strongly disagree
 ■ Disagree
 ■ Neutral
 ■ Agree
 ■ Strongly agree

	STRONGLY DISAGREE	DISAGREE	NEUTRAL	AGREE	STRONGLY AGREE	TOTAL	WEIGHTED AVERAGE
(no label)	0% 0	5% 1	19% 4	48% 10	29% 6	21	2.00

Q31 Feedback (optional):

Answered: 2 Skipped: 20

#	RESPONSES	DATE
1	Teacher retention tied to a culture that lacks proper respect for educators leads to many of my "strongly agree" statements.	1/31/2020 12:54 PM
2	Some of these items are not stated clearly. There seems to be quite a bit of room for interpretation, assumption and bias. I'm not sure you are going to get a valid sampling of the population you are surveying.	1/31/2020 10:29 AM