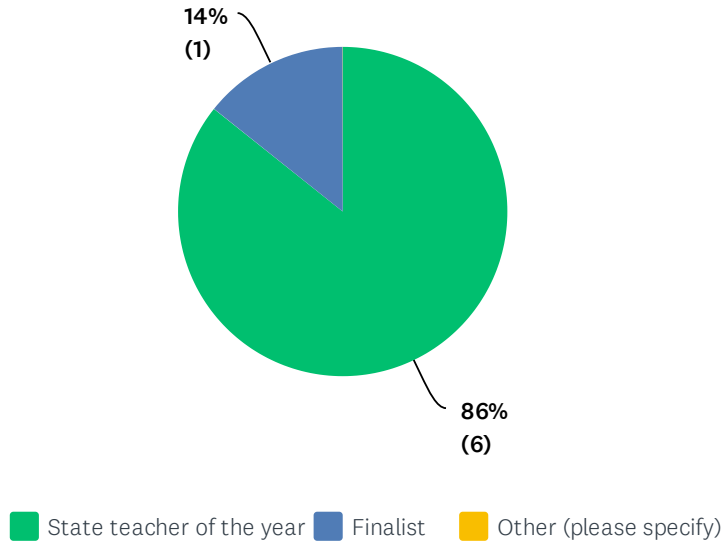


# Q1 Are you a state teacher of the year or a finalist?

Answered: 7 Skipped: 0



ANSWER CHOICES	RESPONSES
State teacher of the year	86% 6
Finalist	14% 1
Other (please specify)	0% 0
<b>TOTAL</b>	<b>7</b>

#	OTHER (PLEASE SPECIFY)	DATE
	There are no responses.	

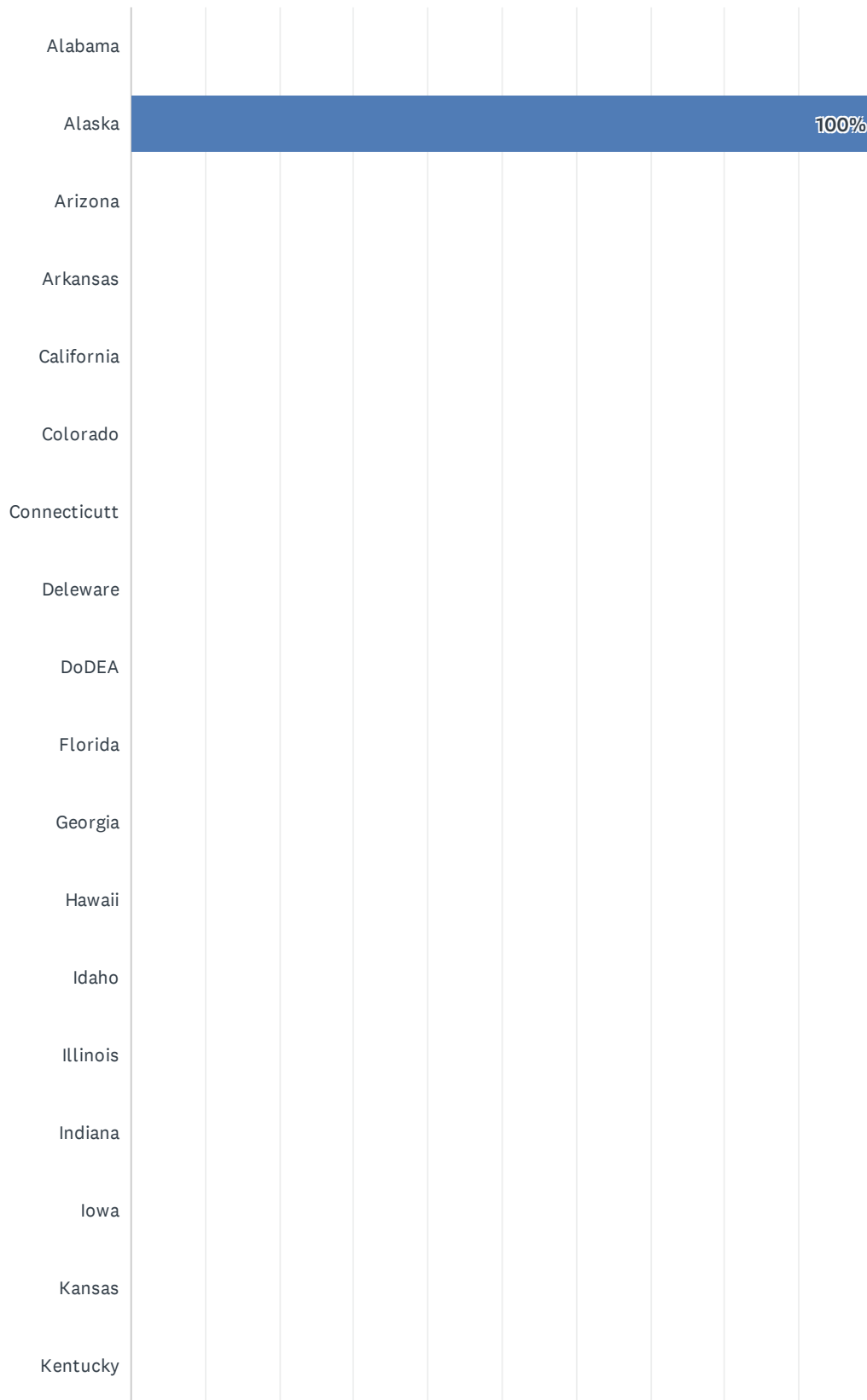
## Q2 In what year?

Answered: 7 Skipped: 0

#	RESPONSES	DATE
1	2019	2/1/2020 2:27 PM
2	2020	2/1/2020 1:17 AM
3	2018	1/31/2020 10:20 PM
4	2017	1/31/2020 10:19 PM
5	2016	1/31/2020 9:36 PM
6	2013	1/31/2020 7:26 PM
7	2009	1/31/2020 6:59 PM

### Q3 In which state were you recognized as a state teacher of the year or finalist?

Answered: 7 Skipped: 0



Louisiana										
Maine										
Maryland										
Massachusetts										
Michigan										
Minnesota										
Mississippi										
Missouri										
Montana										
Nebraska										
Nevada										
New Hampshire										
New Jersey										
New Mexico										
New York										
North Carolina										
North Dakota										
Ohio										
Oklahoma										
Oregon										
Pennsylvania										

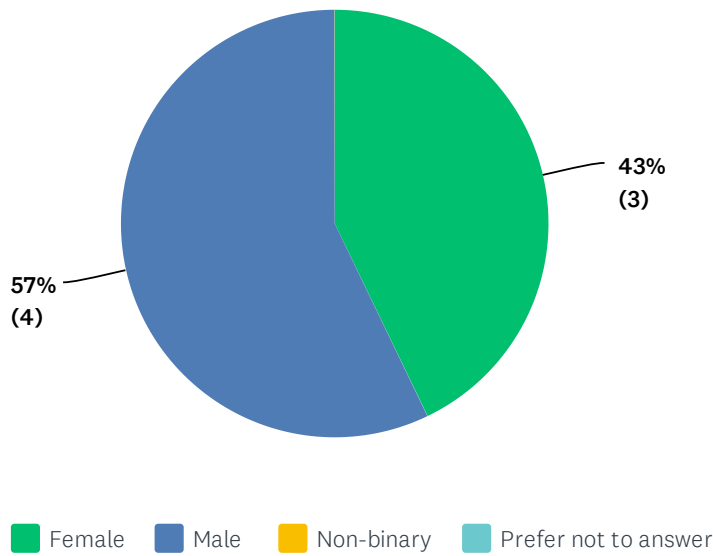


ANSWER CHOICES	RESPONSES	
Alabama	0%	0
Alaska	100%	7
Arizona	0%	0
Arkansas	0%	0
California	0%	0
Colorado	0%	0
Connecticut	0%	0
Deleware	0%	0
DoDEA	0%	0
Florida	0%	0
Georgia	0%	0
Hawaii	0%	0
Idaho	0%	0
Illinois	0%	0
Indiana	0%	0
Iowa	0%	0
Kansas	0%	0
Kentucky	0%	0
Louisiana	0%	0
Maine	0%	0
Maryland	0%	0
Massachusetts	0%	0
Michigan	0%	0
Minnesota	0%	0
Mississippi	0%	0
Missouri	0%	0
Montana	0%	0
Nebraska	0%	0
Nevada	0%	0
New Hampshire	0%	0
New Jersey	0%	0
New Mexico	0%	0

New York	0%	0
North Carolina	0%	0
North Dakota	0%	0
Ohio	0%	0
Oklahoma	0%	0
Oregon	0%	0
Pennsylvania	0%	0
Puerto Rico	0%	0
Rhode Island	0%	0
South Carolina	0%	0
South Dakota	0%	0
Tennessee	0%	0
Texas	0%	0
U.S. Territory	0%	0
Utah	0%	0
Vermont	0%	0
Virginia	0%	0
Washington	0%	0
Washington, DC	0%	0
West Virginia	0%	0
Wisconsin	0%	0
Wyoming	0%	0
TOTAL		7

### Q4 What gender do you identify as?

Answered: 7 Skipped: 0

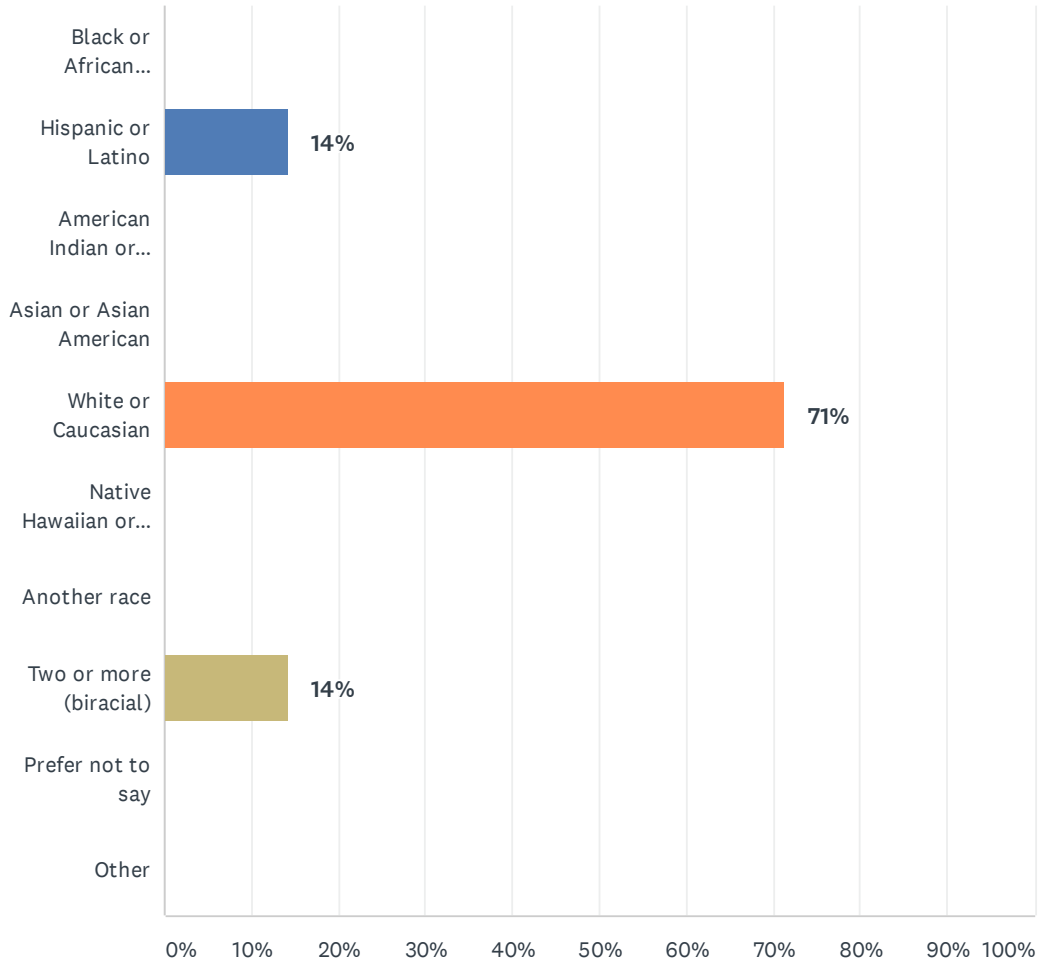


ANSWER CHOICES	RESPONSES	
Female	43%	3
Male	57%	4
Non-binary	0%	0
Prefer not to answer	0%	0
TOTAL		7



### Q5 Please specify your ethnicity.

Answered: 7 Skipped: 0



ANSWER CHOICES	RESPONSES	
Black or African American	0%	0
Hispanic or Latino	14%	1
American Indian or Alaska Native	0%	0
Asian or Asian American	0%	0
White or Caucasian	71%	5
Native Hawaiian or other Pacific Islander	0%	0
Another race	0%	0
Two or more (biracial)	14%	1
Prefer not to say	0%	0
Other	0%	0
<b>TOTAL</b>		<b>7</b>

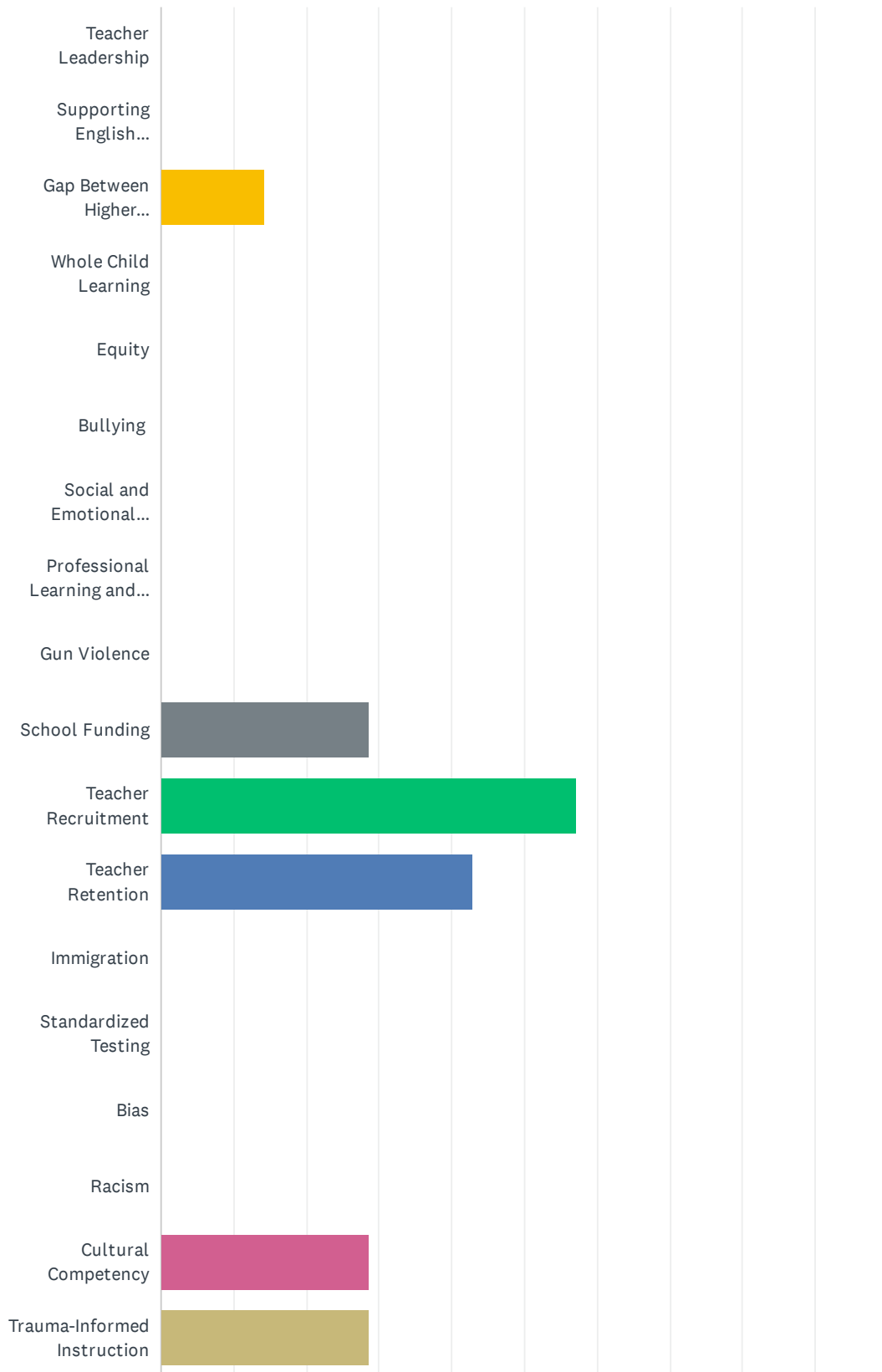
## Q6 Your email address (it will only be used for the purposes of this survey):

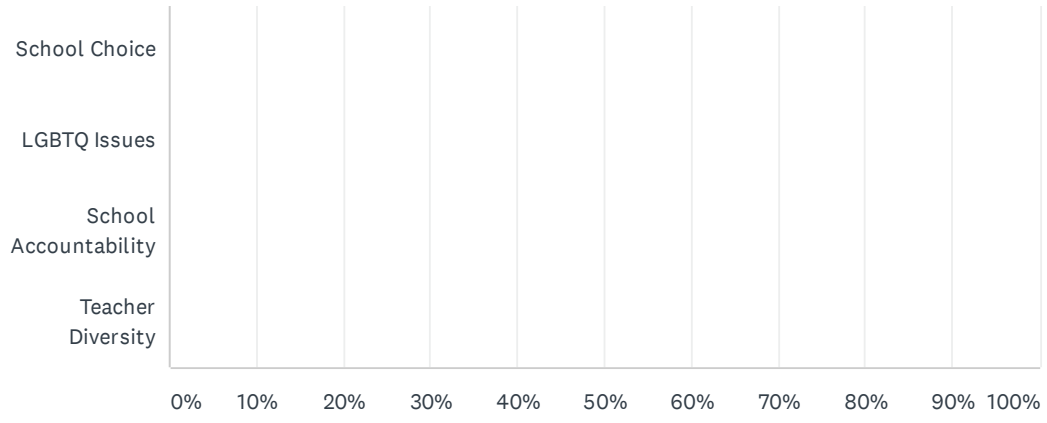
Answered: 7 Skipped: 0

#	RESPONSES	DATE
1	dster_teacher@yahoo.com	2/1/2020 2:27 PM
2	pamela.garcia@juneauschools.org	2/1/2020 1:17 AM
3	benwalkeralaska@gmail.com	1/31/2020 10:20 PM
4	jamesbryanharris@gmail.com	1/31/2020 10:19 PM
5	amyjo.meiners@gmail.com	1/31/2020 9:36 PM
6	cbenshoof@gmail.com	1/31/2020 7:26 PM
7	bobandconnie@gmail.com	1/31/2020 6:59 PM

# Q7 Please select the top 2 most important issues or practices for teachers and students in your state.

Answered: 7 Skipped: 0





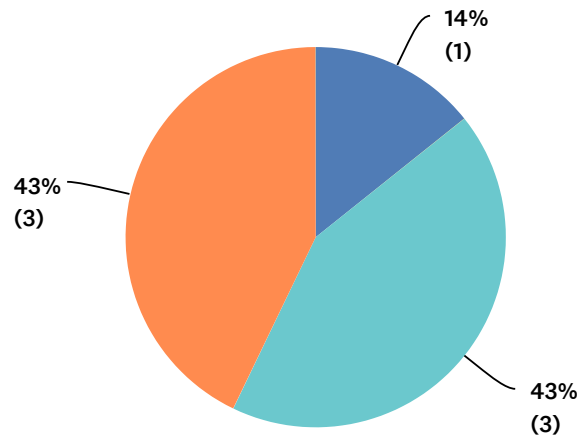
## Q8 What else is important for teachers and students in your state (optional)?

Answered: 7 Skipped: 0

#	RESPONSES	DATE
1	Closing the achievement gap for Alaska Native and refugee students	2/1/2020 2:29 PM
2	We need lower class sizes and more interventionists in schools to provide small group instruction to students struggling in reading and math.	2/1/2020 1:20 AM
3	For teachers: Instability, which affects both retention and also recruitment, and which is tied to funding, the closure of one of the state's 3 Teacher Ed programs at UAA, massive cuts to the University system, and flat funding/cuts to public Ed. And I would agree with anything Amy Jo says about Early Ed, which should absolutely be available to ALL students. Also, lack of representation on the State School Board and a Teacher Advisory Board with the Commissioner that is one-sided and appears to be a checked box, rather than a resource for improvement. For future Alaskan teachers like many of my former students, no pathways, unstable Teacher Ed programs/university system, and little incentive to stay in the profession. Additionally, little financial (if any) incentive to pursue National Board Certification. For students: Instability, both at home and at school. In many ways, the state's political battles leaves high school students wondering what classes or teachers will even be available next year, and, due to the abysmal retirement for anyone hired after 2006 and inability to collect the social security they pay into (both of which were major factors in my decision to leave the state), what teachers may still be at their school. This is a major problem in village communities, both in terms of teachers and principals. When principals leave every two years, it is difficult for schools to excel or even establish a culture with an ever-changing set of unfinished long-term goals, which causes teachers to cycle through and leave, and the students are left with an unstable school, which often contributes to unstable communities. They are also lacking teacher diversity, especially Alaska Native teachers, and while I would agree with anything Danielle has to say about improving culturally-informed instruction, I'd add that a less diverse workforce is due in part to a lack of pathways for Alaska Natives to become teachers and that any plans for emergency licensure to enhance Native teacher representation is a poor approach that avoids actually creating the financial and structural pathways needed to offer students the best educational experience. The need for trauma-informed instruction is dire. In a state with the highest gun violence, suicide, domestic violence, sexual assault, etc. rates per capital, you would think the State School Board would do more than release a trauma-informed handbook and call it good. I'd argue that trauma is one of the biggest factors affecting student success in the state. The state needs to follow through on ensuring teachers are fully informed and implementing trauma-informed best practices in their classroom.	1/31/2020 11:10 PM
4	Dignified retirement. The over standardization of curriculum and over testing.	1/31/2020 10:21 PM
5	Trauma Funding	1/31/2020 9:38 PM
6	Teacher leadership and autonomy	1/31/2020 7:27 PM
7	Alaska has large differences in academic outcomes and opportunities between small rural Alaska communities and the five largest urban / suburban school districts.	1/31/2020 7:03 PM

### Q9 Bias negatively affects student learning in my state.

Answered: 7 Skipped: 0

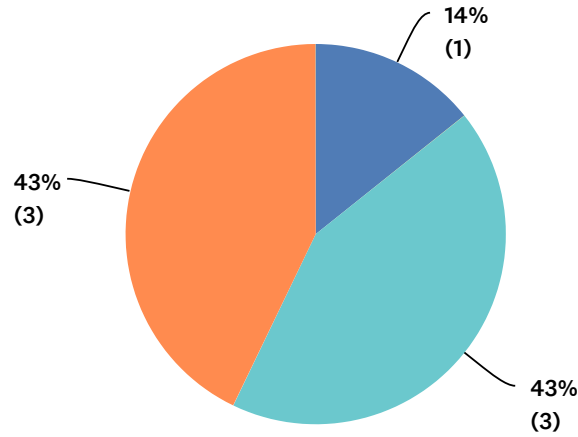


■ Strongly disagree 
 ■ Disagree 
 ■ Neutral 
 ■ Agree 
 ■ Strongly agree

	STRONGLY DISAGREE	DISAGREE	NEUTRAL	AGREE	STRONGLY AGREE	TOTAL	WEIGHTED AVERAGE
(no label)	0% 0	14% 1	0% 0	43% 3	43% 3	7	2.14

# Q10 A lack of cultural competency negatively affects student learning in my state.

Answered: 7 Skipped: 0

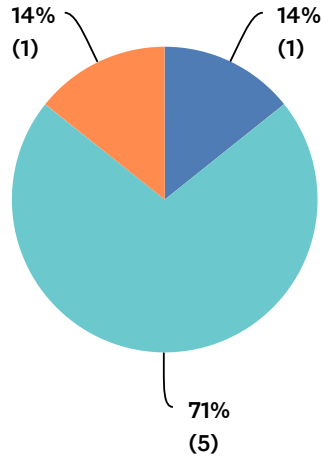


■ Strongly disagree 
 ■ Disagree 
 ■ Neutral 
 ■ Agree 
 ■ Strongly agree

	STRONGLY DISAGREE	DISAGREE	NEUTRAL	AGREE	STRONGLY AGREE	TOTAL	WEIGHTED AVERAGE
(no label)	0% 0	14% 1	0% 0	43% 3	43% 3	7	2.14

# Q11 A lack of teacher leadership negatively affects student learning in my state.

Answered: 7 Skipped: 0



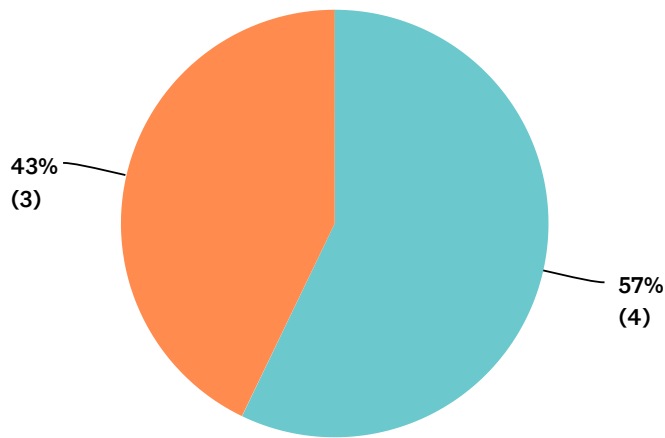
■ Strongly disagree 
 ■ Disagree 
 ■ Neutral 
 ■ Agree 
 ■ Strongly agree

	STRONGLY DISAGREE	DISAGREE	NEUTRAL	AGREE	STRONGLY AGREE	TOTAL	WEIGHTED AVERAGE
(no label)	0% 0	14% 1	0% 0	71% 5	14% 1	7	1.86



### Q12 A lack of equity negatively affects student learning in my state.

Answered: 7 Skipped: 0

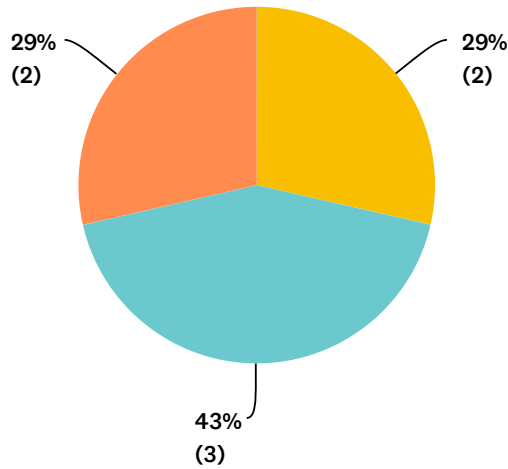


■ Strongly disagree 
 ■ Disagree 
 ■ Neutral 
 ■ Agree 
 ■ Strongly agree

	STRONGLY DISAGREE	DISAGREE	NEUTRAL	AGREE	STRONGLY AGREE	TOTAL	WEIGHTED AVERAGE
(no label)	0% 0	0% 0	0% 0	57% 4	43% 3	7	2.43

### Q13 The gap between Pk12 and higher education negatively affects student learning in my state.

Answered: 7 Skipped: 0

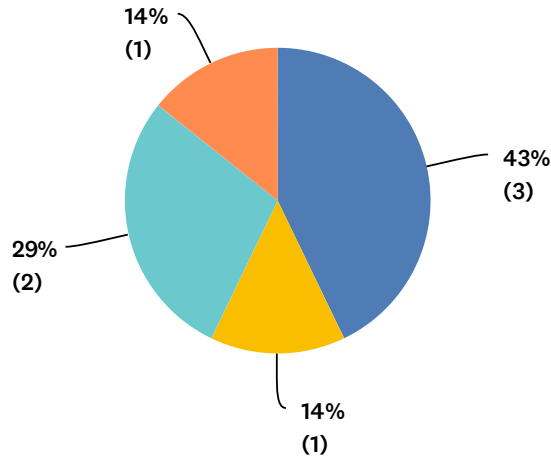


■ Strongly disagree 
 ■ Disagree 
 ■ Neutral 
 ■ Agree 
 ■ Strongly agree

	STRONGLY DISAGREE	DISAGREE	NEUTRAL	AGREE	STRONGLY AGREE	TOTAL	WEIGHTED AVERAGE
(no label)	0% 0	0% 0	29% 2	43% 3	29% 2	7	2.00

# Q14 School accountability negatively affects student learning in my state.

Answered: 7 Skipped: 0

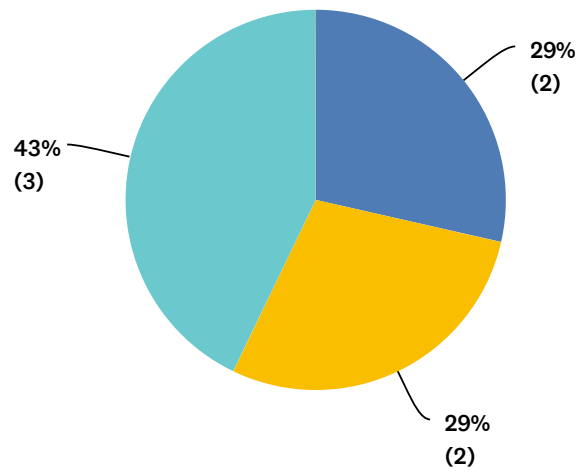


■ Strongly disagree 
 ■ Disagree 
 ■ Neutral 
 ■ Agree 
 ■ Strongly agree

	STRONGLY DISAGREE	DISAGREE	NEUTRAL	AGREE	STRONGLY AGREE	TOTAL	WEIGHTED AVERAGE
(no label)	0% 0	43% 3	14% 1	29% 2	14% 1	7	1.14

### Q15 Gun violence negatively affects student learning in my state.

Answered: 7 Skipped: 0

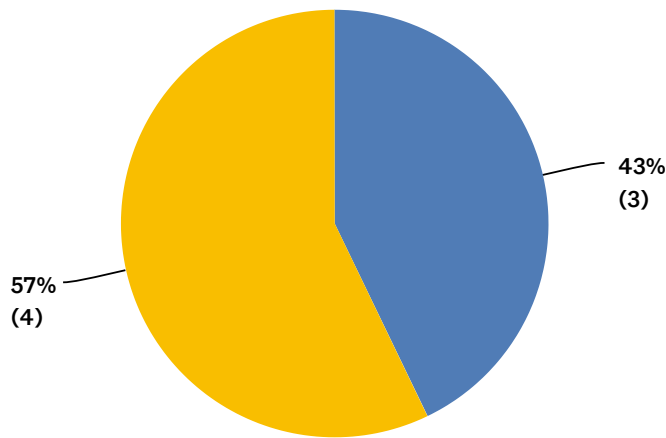


■ Strongly disagree 
 ■ Disagree 
 ■ Neutral 
 ■ Agree 
 ■ Strongly agree

	STRONGLY DISAGREE	DISAGREE	NEUTRAL	AGREE	STRONGLY AGREE	TOTAL	WEIGHTED AVERAGE
(no label)	0% 0	29% 2	29% 2	43% 3	0% 0	7	1.14

### Q16 Immigration negatively affects student learning in my state.

Answered: 7 Skipped: 0

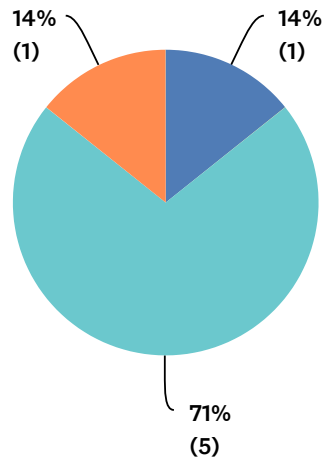


■ Strongly disagree 
 ■ Disagree 
 ■ Neutral 
 ■ Agree 
 ■ Strongly agree

	STRONGLY DISAGREE	DISAGREE	NEUTRAL	AGREE	STRONGLY AGREE	TOTAL	WEIGHTED AVERAGE
(no label)	0% 0	43% 3	57% 4	0% 0	0% 0	7	0.57

# Q17 Bias against LGBTQ students negatively affects student learning in my state.

Answered: 7 Skipped: 0

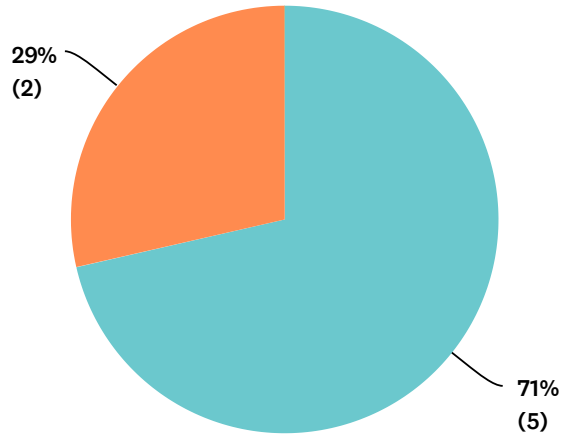


■ Strongly disagree 
 ■ Disagree 
 ■ Neutral 
 ■ Agree 
 ■ Strongly agree

	STRONGLY DISAGREE	DISAGREE	NEUTRAL	AGREE	STRONGLY AGREE	TOTAL	WEIGHTED AVERAGE
(no label)	0% 0	14% 1	0% 0	71% 5	14% 1	7	1.86

### Q18 A lack of effective professional learning and development negatively affects student learning in my state.

Answered: 7 Skipped: 0

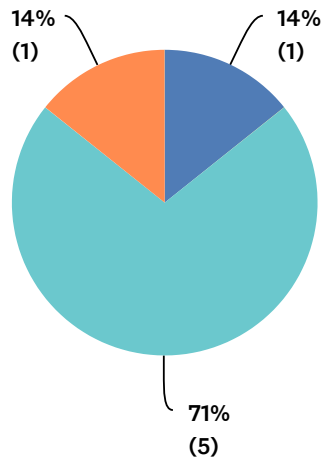


■ Strongly disagree 
 ■ Disagree 
 ■ Neutral 
 ■ Agree 
 ■ Strongly agree

	STRONGLY DISAGREE	DISAGREE	NEUTRAL	AGREE	STRONGLY AGREE	TOTAL	WEIGHTED AVERAGE
(no label)	0% 0	0% 0	0% 0	71% 5	29% 2	7	2.29

# Q19 Racism negatively affects student learning in my state.

Answered: 7 Skipped: 0



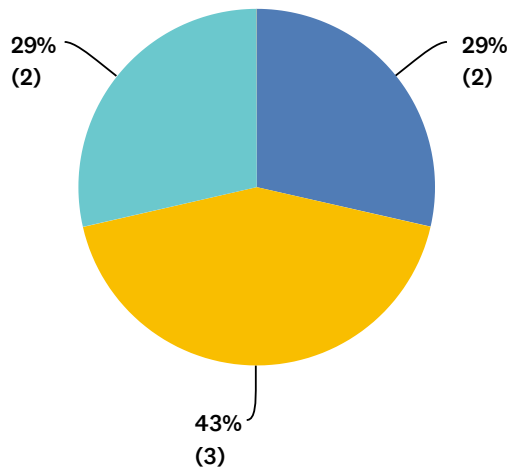
■ Strongly disagree 
 ■ Disagree 
 ■ Neutral 
 ■ Agree 
 ■ Strongly agree

	STRONGLY DISAGREE	DISAGREE	NEUTRAL	AGREE	STRONGLY AGREE	TOTAL	WEIGHTED AVERAGE
(no label)	0% 0	14% 1	0% 0	71% 5	14% 1	7	1.86



# Q20 School choice negatively affects student learning in my state.

Answered: 7 Skipped: 0

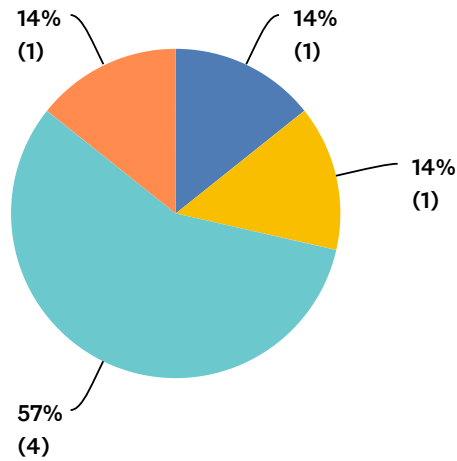


■ Strongly disagree 
 ■ Disagree 
 ■ Neutral 
 ■ Agree 
 ■ Strongly agree

	STRONGLY DISAGREE	DISAGREE	NEUTRAL	AGREE	STRONGLY AGREE	TOTAL	WEIGHTED AVERAGE
(no label)	0% 0	29% 2	43% 3	29% 2	0% 0	7	1.00

# Q21 Disparities in school funding negatively affect student learning in my state.

Answered: 7 Skipped: 0

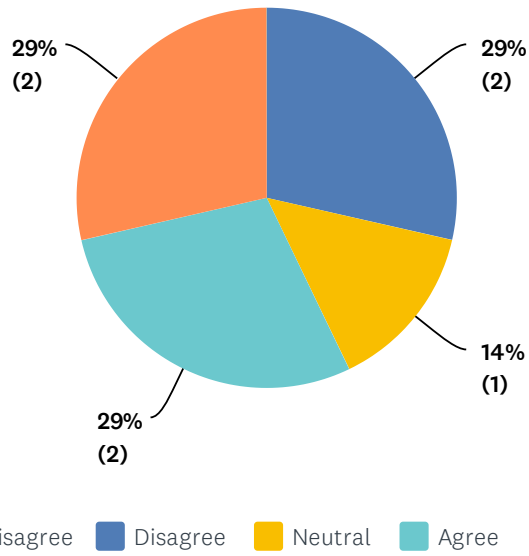


■ Strongly disagree 
 ■ Disagree 
 ■ Neutral 
 ■ Agree 
 ■ Strongly agree

	STRONGLY DISAGREE	DISAGREE	NEUTRAL	AGREE	STRONGLY AGREE	TOTAL	WEIGHTED AVERAGE
(no label)	0% 0	14% 1	14% 1	57% 4	14% 1	7	1.71

## Q22 A lack of social and emotional learning negatively affects student learning in my state.

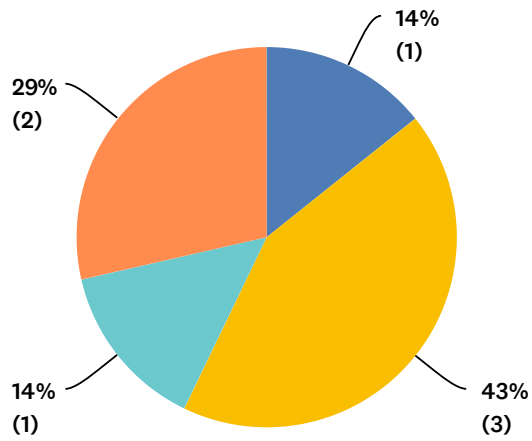
Answered: 7 Skipped: 0



	STRONGLY DISAGREE	DISAGREE	NEUTRAL	AGREE	STRONGLY AGREE	TOTAL	WEIGHTED AVERAGE
(no label)	0% 0	29% 2	14% 1	29% 2	29% 2	7	1.57

# Q23 Standardized testing negatively affects student learning in my state.

Answered: 7 Skipped: 0

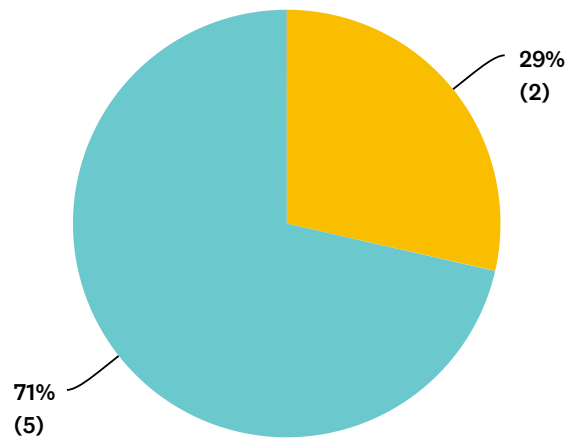


■ Strongly disagree 
 ■ Disagree 
 ■ Neutral 
 ■ Agree 
 ■ Strongly agree

	STRONGLY DISAGREE	DISAGREE	NEUTRAL	AGREE	STRONGLY AGREE	TOTAL	WEIGHTED AVERAGE
(no label)	0% 0	14% 1	43% 3	14% 1	29% 2	7	1.57

## Q24 Student bullying negatively affects student learning in my state.

Answered: 7 Skipped: 0

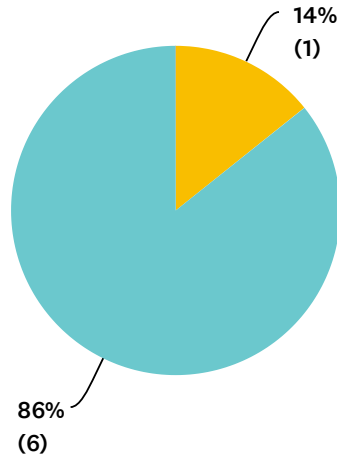


■ Strongly disagree 
 ■ Disagree 
 ■ Neutral 
 ■ Agree 
 ■ Strongly agree

	STRONGLY DISAGREE	DISAGREE	NEUTRAL	AGREE	STRONGLY AGREE	TOTAL	WEIGHTED AVERAGE
(no label)	0% 0	0% 0	29% 2	71% 5	0% 0	7	1.71

# Q25 A lack of supports for English Language Learners negatively affects student learning in my state.

Answered: 7 Skipped: 0

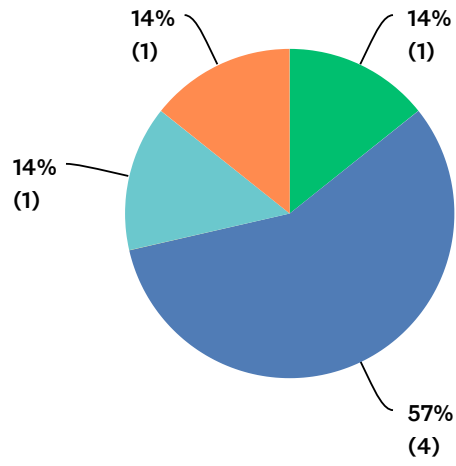


■ Strongly disagree 
 ■ Disagree 
 ■ Neutral 
 ■ Agree 
 ■ Strongly agree

	STRONGLY DISAGREE	DISAGREE	NEUTRAL	AGREE	STRONGLY AGREE	TOTAL	WEIGHTED AVERAGE
(no label)	0% 0	0% 0	14% 1	86% 6	0% 0	7	1.86

## Q26 Teacher bullying negatively affects student learning in my state.

Answered: 7 Skipped: 0

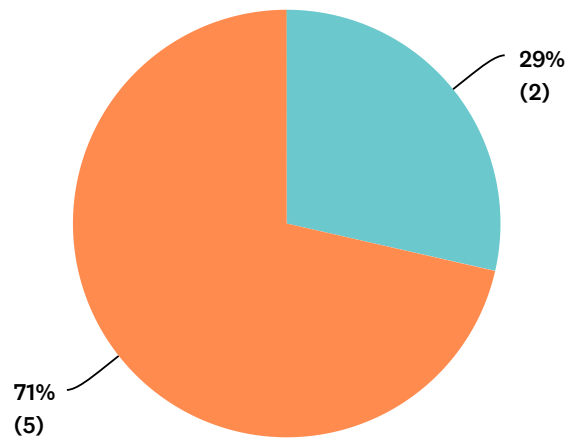


■ Strongly disagree 
 ■ Disagree 
 ■ Neutral 
 ■ Agree 
 ■ Strongly agree

	STRONGLY DISAGREE	DISAGREE	NEUTRAL	AGREE	STRONGLY AGREE	TOTAL	WEIGHTED AVERAGE
(no label)	14% 1	57% 4	0% 0	14% 1	14% 1	7	0.71

## Q27 Teacher recruitment negatively affects student learning in my state.

Answered: 7 Skipped: 0



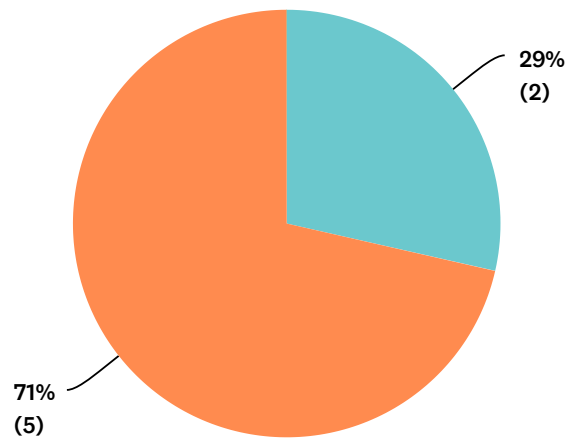
■ Strongly disagree 
 ■ Disagree 
 ■ Neutral 
 ■ Agree 
 ■ Strongly agree

	STRONGLY DISAGREE	DISAGREE	NEUTRAL	AGREE	STRONGLY AGREE	TOTAL	WEIGHTED AVERAGE
(no label)	0% 0	0% 0	0% 0	29% 2	71% 5	7	2.71



# Q28 Teacher retention negatively affects student learning in my state.

Answered: 7 Skipped: 0

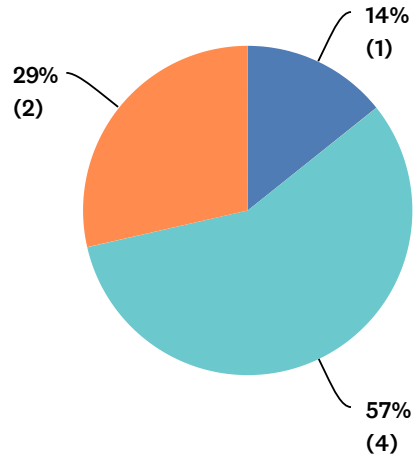


■ Strongly disagree 
 ■ Disagree 
 ■ Neutral 
 ■ Agree 
 ■ Strongly agree

	STRONGLY DISAGREE	DISAGREE	NEUTRAL	AGREE	STRONGLY AGREE	TOTAL	WEIGHTED AVERAGE
(no label)	0% 0	0% 0	0% 0	29% 2	71% 5	7	2.71

## Q29 A lack of trauma-informed instruction negatively affects student learning in my state.

Answered: 7 Skipped: 0

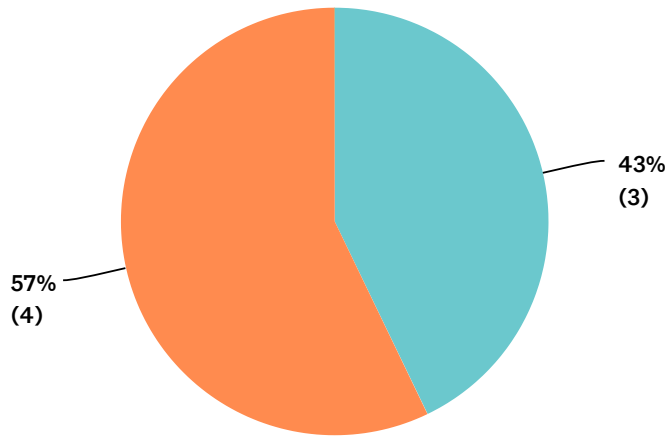


■ Strongly disagree 
 ■ Disagree 
 ■ Neutral 
 ■ Agree 
 ■ Strongly agree

	STRONGLY DISAGREE	DISAGREE	NEUTRAL	AGREE	STRONGLY AGREE	TOTAL	WEIGHTED AVERAGE
(no label)	0% 0	14% 1	0% 0	57% 4	29% 2	7	2.00

### Q30 A lack of teacher diversity negatively affects student learning in my state.

Answered: 7 Skipped: 0



■ Strongly disagree 
 ■ Disagree 
 ■ Neutral 
 ■ Agree 
 ■ Strongly agree

	STRONGLY DISAGREE	DISAGREE	NEUTRAL	AGREE	STRONGLY AGREE	TOTAL	WEIGHTED AVERAGE
(no label)	0% 0	0% 0	0% 0	43% 3	57% 4	7	2.57

## Q31 Feedback (optional):

Answered: 2 Skipped: 5

#	RESPONSES	DATE
1	The retirement system in Alaska is resulting nearly 25% of our teaching force turning over yearly	1/31/2020 7:29 PM
2	Teacher recruitment question was weird. A lack of success in teacher recruitment negatively affects student learning. Teacher recruitment doesn't hurt student learning.	1/31/2020 7:07 PM